TOSHIBA

用戶手冊
Owner's Manual

東芝家庭雪櫃
REFRIGERATOR FREEZER

僅供家庭使用
For Home Use Only

GR-RB308WE



- 非常感謝您購買東芝產品。
- 請閱讀本用戶手冊，並在使用前完全熟悉本產品，以便安全、正確地使用本產品。
- 請妥善保管本用戶手冊，以備將來參考之用。
- 請確保您收到了保修單。
- Thank you very much for purchasing this Toshiba product.
- Read this Owner's Manual and become completely familiar with the product before use in order to use this product safely and correctly.
- Keep this Owner's Manual in a handy place for future reference.
- Make sure that you received your warranty.

目錄

1. 安全警告 2

1.1 警告 2

1.2 安全警告符號的含義 6

1.3 電力相關警告 6

1.4 使用警告 7

1.5 放置警告 8

1.6 能源警告 9

1.7 棄置警告 9

2. 正確使用雪櫃 10

2.1 放置環境 10

2.2 調整雪櫃平衡 11

2.3 更變櫃門左右方向 11

2.4 更換照明燈 12

2.5 開始使用 12

2.6 節能提示 12

3. 結構和功能 13

3.1 關鍵組件 13

3.2 功能 14

4. 設備的維護和保養 17

4.1 全面清潔 17

4.2 清潔玻璃擱板 18

4.3 除霜 18

4.4 停止運行 18

5. 常見問題 19

6. 棄置設備 20

CONTENTS

1. Safety warnings 2

1.1 Warning 2

1.2 Meanings of safety warning symbols 6

1.3 Electricity related warnings 6

1.4 Warnings for using 7

1.5 Warnings for placement 8

1.6 Warnings for energy 9

1.7 Warnings for disposal 9

2. Proper use of the refrigerator 10

2.1 Placement 10

2.2 Levelling feet 11

2.3 Door right-left change 11

2.4 Changing the Light 12

2.5 Starting 12

2.6 Energy saving tips 12

3. Structure and functions 13

3.1 Key components 13

3.2 Functions 14

4. Maintenance and care of the refrigerator 17

4.1 Overall cleaning 17

4.2 Cleaning glass shelf 18

4.3 Defrosting 18

4.4 Out of operation 18

5. Trouble shooting 19

6. Disposal of your appliance 20

1. 安全警告

安裝前閱讀安全注意事項

為了防止對用戶或其他人造成傷害和財產損失，必須遵循以下說明。忽略說明導致的不正確操作可能會造成傷害或損壞。

1.1 ⚠ 警告



警告：火災／易燃材料的風險

- 警告：火災和爆炸的風險
  本設備的製冷劑易燃，安裝和運輸過程中請注意不要損壞冷卻管。如果發生氣體洩漏，請聯繫經銷商或當地服務代理，並始終採取以下預防措施：
  1. 打開窗戶以確保通風良好。
  2. 禁止在周圍生火和使用其他電器。
- 本設備旨在用於家庭和類似場所，如商店、辦公室和其他工作環境中的員工廚房；農舍以及旅館、汽車旅館和其他住宅類型；提供住宿加早餐的旅館；餐飲和類似的非零售場所。
- 應監督兒童，以確保他們不會玩弄設備。
- 警告：火災和電擊的風險
  電源線損壞時應及時更換。請聯繫經銷商或當地服務代理進行更換。
- 清潔設備時，請從插座上拔除電源插頭，或者長時間不使用設備。
- 不要使用延長線或未接地（雙插腳）轉換器。
- 警告：保持設備外殼或內置結構中的通風口暢通無阻。

1. Safety warnings

READ SAFETY PRECAUTIONS BEFORE INSTALLATION

To prevent injury to the user or other people and property damage, the following instructions must be followed. Incorrect operation due to ignoring of instructions may cause harm or damage.

1.1 ⚠ WARNING



Warning: risk of fire / flammable materials

- WARNING: Risk of fire disaster and explosion
  The refrigerant of the appliance is flammable, please be care not to damange the cooling pipes during installation and transportation. if gas leakage happens, please contact the distributor or local service agent, and the following precautions should be always taken:
  1. Open the windows for ensuring good ventilation.
  2. No fire around and please do not use other electric appliance.
- This appliance is intended to be used in household and similar applications such as staff kitchen areas in shops, offices and other working environments; farm houses and by clients in hotels, motels and other residential type environments; bed and breakfast type environments; catering and similar non-retail applications.
- Children should be supervised to ensure that they do not play with the appliance.
- WARNING: Risk of fire disaster and electric shock
  The power cord should be replaced when it has been damaged. please contact the distributor or local service agent for replacement.
- Please unplug the power plug from socket when clean the appliance or leave the appliance nonuse for a long time.
- Do not use extension cord or ungrounded (two prong) adapters.
- WARNING: Keep ventilation openings, in the appliance enclosure or in the built-in structure, clear of obstruction.

- 警告：不要使用機械裝置或其他方法來加速除霜過程，製造商推薦的方法除外。
- 警告：不要損壞製冷劑回路。
- 警告：切勿在食物儲藏室內使用任何非由製造商建議的電器用具。
- 警告：雪櫃的棄置應符合當地監管機構的規定，因為雪櫃含有易燃氣體和製冷劑。
- 警告：定位設備時，確保電源線沒有被卡住或損壞。
- 警告：不要在設備背部放置多個可攜式插座或可攜式電源。
- 危險：兒童有困於雪櫃內的風險，在棄置舊雪櫃之前：

  - 關上門。

  - 把架子留在原處，這樣孩子們就不容易爬進去。
- 在嘗試安裝附件之前，雪櫃必須切斷電源。
- 雪櫃使用的製冷劑和環戊烷發泡為易燃物料。因此，當雪櫃被刮擦時，應遠離任何火源，並由具有相應資質的專門回收公司進行回收，而不是通過燃燒進行處理，以防止對環境造成損害或任何其他傷害。

- WARNING: Do not use mechanical devices or other means to accelerate the defrosting process, other than those recommended by the manufacturer.
- WARNING: Do not damage the refrigerant circuit.
- WARNING: Do not use electrical appliances inside the food storage compartments of the appliance, unless they are of the type recommended by the manufacturer.
- WARNING: Please abandon the refrigerator according to local regulators for it use flammable blowing gas and refrigerant.
- WARNING: When positioning the appliance, ensure the supply cord is not trapped or damaged.
- WARNING: Do not locate multiple portable socket-outlets or portable power supplies at the rear of the appliance.
- DANGER: Risk of child entrapment. Before you throw away your old refrigerator or freezer:

  -Take off the doors.

  -Leave the shelves in place so that children may not easily climb inside.
- The refrigerator must be disconnected from the source of electrical supply before attempting the installation of accessory.
- Refrigerant and cyclopentane foaming material used for the refrigerator are flammable. Therefore, when the refrigerator is scraped, it shall be kept away from any fire source and be recovered by a special recovering company with corresponding qualification other than be disposed by combustion, so as to prevent damage to the environment or any other harm.

- 歐盟標準：若已接受過安全使用本設備的監督或指導並瞭解相關危險， 8 歲及以上的兒童以及身體感官或精神能力不良或缺乏使用經驗和知識的人可使用本設備。
  兒童不應玩弄該設備。未經監督，兒童不得進行清潔和維修。
- 國際電子電機委員會標準：身體、感官或精神能力不良或缺乏使用經驗和知識的人（包括兒童）不應本設備，除非負責其安全的人員對其使用進行監督或指導。
- 請不要在交通工具（如輪船等）上使用本設備。
- 如果出現噪音、氣味和冒煙，請立即拔出電源插頭，並聯繫經銷商或當地服務代理。
- 請不要將手放在設備下方或後方，以免受傷。
- 請將包裝材料和其他部件放在兒童觸摸不到的地方，以防窒息。

- For EN standard: This appliance can be used by children aged from 8 years and above and persons with reduce physical sensory or mental capabilities or lack of experience and knowledge if they have been given supervision or instruction concerning use of the appliance in a safe way and understand the hazards involved.
  Children shall not play with the appliance. Cleaning and user maintenance shall not be made by children without supervision.
- For IEC standard: This appliance is not intended for use by persons (including children) with reduced physical, sensory or mental capabilities, or lack of experience and knowledge, unless they have been given supervision or instruction concerning use of the appliance by a person responsible for their safety.)
- Please do not use the appliance on traffic means (such as ship and so on).
- If noise, odor and smoking happens, please unplug the power plug immediately, and contact the distributor or local service agent.
- Please do not put your hands under or behind the appliance to prevent from being hurt.
- Please leave the packing materials and other parts out of the reach of children to prevent from risk of suffocation.

孩子們應該受到監督，確保他們不要玩耍該設備。
•指示應包括下列內容:為避免食物受污染，請遵守以下規定：
產品說明:
• –長時間的開門會很大程度上的提高產品箱體內的溫度。
• –定期清潔可能與食物以及排水系統接觸的表面。
• –如果水箱在 48 小時內未使用，請清洗；如果水在水箱內 5 天沒有排出，請連接供水系統沖出。(注 1)
• –在使用時請把生肉和魚單獨儲藏，以免它們接觸或滴到其他食物上。
• –二星級間室適用於儲藏預冷凍食物，儲藏和製作冰淇淋以及製作冰塊。（注 2）
• –一、二、三星級間室不適用於冷凍新鮮食品。（注 3）
• –如果製冷設備長期處於空載狀態，請關機、除霜、清潔、放幹並開門，以防箱體內生黴。
• –注 1、2、3:請您確認是否適用於您的產品類型。

Children should be supervised to ensure that they do not play with
the appliance.
• The instructions shall include the substance of the following:
To avoid contamination of food, please respect the following
instructions:
• – Opening the door for long periods can cause a significant
increase of the temperature in the compartments of the appliance.
• – Clean regularly surfaces that can come in contact with food and
accessible drainage systems.
• – Clean water tanks if they have not been used for 48 h; flush the
water system connected to a water supply if water has not been
drawn for 5 days. (note 1)
• – Store raw meat and fish in suitable containers in the refrigerator,
so that it is not in contact with or drip onto other food.
• – Two-star (**) frozen-food compartments are suitable for
storing pre-frozen food, storing or making ice-cream and making
ice cubes. (note 2)
• – One (*) -,two (**)-and three-star (***) compartments are not suitable for the freezing of fresh food. (note 3)
• – If the refrigerating appliance is left empty for long periods,
switch off, defrost, clean, dry, and leave the door open to prevent
mould developing within the appliance.
• Note 1,2,3 : Please confirm whether it is applicable according to you
product compartment type.

1.2 安全警告符號的含義



禁止符號

這是一個禁止符號。
任何與標有此符號的說明不符的情況都可能導致產品損壞或危及使用者的人身安全。



警告符號

這是一個警告符號。
要求嚴格遵守標有此符號的說明進行操作；否則可能導致產品損壞或人身傷害。



警示符號

這是一個警示符號。
標有此符號的說明需要特別小心。不小心可能會導致輕微或中度傷害，或損壞產品。

本手冊包含許多使用者應遵守的重要安全資訊。

1.3 電力相關警告

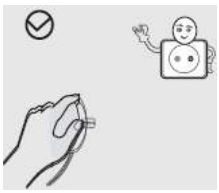

- 拔出電源插頭時，不要拉扯電源線。請緊緊抓著電源插頭，直接從插座中拔出。
- 為確保安全使用，請勿損壞電源線或在電源線損壞或磨損時損壞或使用電源線。

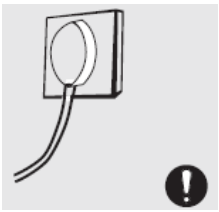

- 請不要用濕手觸摸電源插頭，以免觸電。
- 請使用獨立電源插座，電源插座不得與其他電器共用。電源插頭應與插座緊密接觸，否則可能會引起火災。

1.2 Meaning of safety warning symbols



Prohibition symbol

This is a prohibition symbol.
Any incompliance with instructions marked with this symbol may result in damage to the product or endanger the personal safety of the user.



Warning symbol

This is a warning symbol.
It is required to operate in strict observance of instructions marked with this symbol; or otherwise damage to the product or personal injury may be caused.



Cautioning symbol

This is a cautioning symbol.
Instructions marked with this symbol require special caution. Insufficient caution may result in slight or moderate injury, or damage to the product.

This manual contains lots of important safety information which shall be observed by the users.

1.3 Electricity related warnings

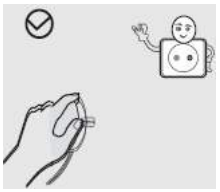

- Do not pull the power cord when pulling the power plug of the refrigerator. Please firmly grasp the plug and pull out it from the socket directly.
- To ensure safe use, do not damage the power cord or use the power cord when it is damaged or worn.

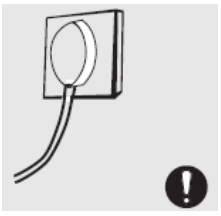

- Please do not touch the power plug with wet hand to prevent from electric shock.
- Please use a dedicated power socket and the power socket shall not be shared with other electrical appliances. The power plug should be firmly contacted with the socket or else fires might be caused.



- 請確保電源插座的接地電極配有可靠的接地線。
- 請向具有專業資格的人員尋求幫助，檢查插座是否有可靠的接地線。
- 使用者有責任將未接地插座更換為接地插座。

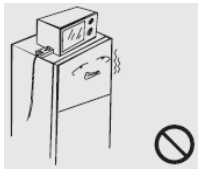

- 請關閉洩漏氣體的閥門，然後打開門窗，以防氣體和其他易燃氣體洩漏。不要拔出雪櫃和其他電器的插頭，因為火花可能會引起火災。
- 不要在設備頂部使用電器，製造商推薦的類型除外。

1.4 使用警告



- 不要隨意拆卸或改裝雪櫃，也不要損壞製冷劑回路；設備的維修必須由專家進行。
- 為避免危險發生，損壞的電源線必須由製造商、其維修部門或相關專業人員更換。



- 雪櫃門與雪櫃主體之間的間隙很小，注意不要把手放在這些區域，以免夾傷手指。關閉雪櫃門時請小心，以免物品掉落。

- Please ensure that the grounding electrode of the power socket is equipped with a reliable grounding line.



- Please ask for help from persons with professional qualification to examine whether the socket is with reliable grounding line or not.
- It is the end-consumers' responsibility to change the ungrounded socket into grounded socket.
- Please turn off the valve of the leaking gas and then open the doors and windows in case of leakage of gas and other flammable gases. Do not unplug the refrigerator and other electrical appliances considering that spark may cause a fire.

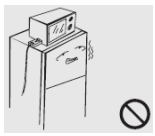

- Do not use electrical appliances on the top of the appliance, unless they are of the type recommended by the manufacturer.

1.4 Warnings for using



- Do not arbitrarily disassemble or reconstruct the refrigerator, nor damage the refrigerant circuit; maintenance of the appliance must be conducted by a specialist.
- Damaged power cord must be replaced by the manufacturer, its maintenance department or related professionals in order to avoid danger.



- The gaps between refrigerator doors and between doors and refrigerator body are small, be noted not to put your hand in these areas to prevent from squeezing the finger. Please be gentle when close the refrigerator door to avoid falling articles.



- 雪櫃運轉時，不要用濕手在冷凍室挑選食物或容器，尤其是金屬容器，以免凍傷。
- 不要讓任何兒童進入或爬上雪櫃；否則可能會導致兒童窒息或跌倒受傷。
- 請勿將重物或危險物品放在雪櫃頂部（瓶子、餐具或含有液體的物品）。



- Do not pick foods or containers with wet hands in the freezing chamber when the refrigerator is running, especially metal containers in order to avoid frostbite.
- Do not allow any child to get into or climb the refrigerator; otherwise suffocation or falling injury of the child may be caused.
- Please do not put heavy or dangerous objects on top of the appliance (bottles, tableware, or something containing liquid)

1.5 放置警告

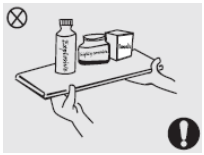

- 請勿將易燃、易爆、及具有揮發性和高腐蝕性物品放入雪櫃，以防損壞產品或發生火災。
- 請勿將易燃物品放在雪櫃附近，以免起火。



- 雪櫃只供家庭使用，例如儲存食物；不得用於其他用途，如儲存血液、藥物或生物製品等。

冷藏室



- 請勿將啤酒、飲料或其他裝在瓶子或封閉容器中的液體儲存在雪櫃冷凍室中；否則瓶子或封閉容器可能由於凍結而破裂，從而造成損壞。

1.5 Warnings for placement

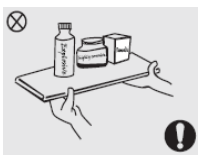

- Do not put flammable, explosive, volatile and highly corrosive items in the refrigerator to prevent damages to the product or fire accidents.
- Do not place flammable items near the refrigerator to avoid fires.



- The refrigerator is intended for household use, such as storage of foods; it shall not be used for other purposes, such as storage of blood, drugs or biological products, etc.

Freezing chamber



- Do not store beer, beverage or other fluid contained in bottles or enclosed containers in the freezing chamber of the refrigerator; or otherwise the bottles or enclosed containers may crack due to freezing to cause damages.

1.6 能源警告

- 當冷藏設備長時間運行於設計溫度範圍的下限時，冷藏設備可能無法持續運行（可能會解凍內容物或冷凍食品室的溫度變得太高）。
- 沸騰飲料不應儲存在食品冷凍室或冷藏室或低溫冷凍室或冷藏室中；而刨冰等食品，不適宜過冷食用。
- 任何種類的食品，特別是冷藏食品在食品冷凍箱和冷凍食品儲藏室或櫥櫃中的儲存時間不得超過食品製造商建議的儲存時間；
- 解凍具有冷藏功能設備時，為防止冷凍食品溫度過度提升需採取必要預防措施，如用多層報紙包裝冷凍食品。
- 手動解凍、維修或清洗過程中冷凍食品的溫度升高會縮短儲存壽命。
- 對於裝有鎖和鑰匙的門或蓋子，鑰匙必須放在兒童接觸不到的地方，而不是冷藏設備附近，以免兒童被鎖在裡面。

1.7 棄置警告



- 雪櫃使用的製冷劑和環戊烷發泡為易燃物料。因此，雪櫃報廢後，應遠離任何火源，由具有相應資格的專門回收公司回收，而不是通過燃燒處理，以防止對環境造成損害或任何其他危害。



- 雪櫃棄置時，應拆卸櫃門，櫃門膠邊以及層板；把門和層板放在適當的地方，以免絆到孩子。

1.6 Warnings for energy

- Refrigerating appliances might not operate consistently (possibility of defrosting of contents or temperature becoming too warm in the frozen food compartment) when sited for an extended period of time below the cold end of the range of temperatures for which the refrigerating appliance is designed.
- The fact that effervescent drinks should not be stored in food freezer compartments or cabinets or in low-temperature compartments or cabinets, and that some products such as water ices should not be consumed too cold;
- The need to not exceed the storage time(s) recommended by the food manufacturers for any kind of food and particularly for commercially quick-frozen food in food-freezer and frozen-food storage compartments or cabinets;
- The precautions necessary to prevent an undue rise in the temperature of the frozen food while defrosting the refrigerating appliance, such as wrapping the frozen food in several layers of newspaper.
- The fact that a rise in temperature of the frozen food during manual defrosting, maintenance or cleaning could shorten the storage life.
- The necessity that, for doors or lids fitted with locks and keys, the keys be kept out of the reach of children and not in the vicinity of the refrigerating appliance, in order to prevent children from being locked inside.

1.7 Warnings for disposal



- Refrigerant and cyclopentane foaming material used for the refrigerator are flammable. Therefore, when the refrigerator is scrapped, it shall be kept away from any fire source and be recovered by a special recovering company with corresponding qualification other than be disposed by combustion, so as to prevent damage to the environment or any other harm.



- When the refrigerator is scrapped, disassemble the doors, and remove gasket of door and shelves; put the doors and shelves in a proper place, so as to prevent trapping of any child.

2. 正確使用雪櫃

2.1 放置環境



- 初次啟動前，讓雪櫃靜止半小時，然後再接通電源。
- 在移動雪櫃之前，將所有物品從裡面取出，固定玻璃隔板、蔬菜架、冷凍室抽屜等。用膠帶，擰緊調平腳；關門並用膠帶封住。移動過程中，器具不得倒置或水準放置，也不得振動；移動過程中的傾斜度不得超過 45°。





- 使用前，移除雪櫃內部的所有包裝材料，包括底墊、泡沫墊和膠帶；撕下門和雪櫃主體上的保護膜。遠離熱源，避免陽光直射。不要將雪櫃放在潮濕或有水的地方，以免生銹或降低隔熱效果。



- 請勿噴灑或清洗雪櫃；不要把雪櫃放在容易濺水的潮濕地方，以免影響雪櫃的電絕緣性能。

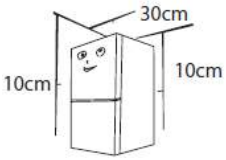

- 雪櫃放置在通風良好的室內位置；地面應平坦、堅固（如果不穩定，向左或向右旋轉以調整腳觸地平行）。

- 雪櫃的頂部空間應大於 30cm，雪櫃應靠著牆壁放置，自由距離大於 10 cm，以便散熱。

安裝前的注意事項：
在安裝或調整附件之前，應確保雪櫃電源已斷開。應採取預防措施，防止工具掉落造成任何人身傷害。

2. Proper use of refrigerators

2.1 Placement



- Before initial start, keep the refrigerator still for half an hour before connecting it to power supply.
- Before the refrigerator is moved, take all objects inside out, fix the glass partitions, vegetable holder, freezing chamber drawers and etc. with tape, and tighten the leveling feet; close the doors and seal them with tape. During moving, the appliance shall not be laid upside down or horizontally, or be vibrated; the inclination during movement shall be no more than 45°.





- Before use, remove all packing materials, including bottom cushions, foam pads and tapes inside of the refrigerator; tear off the protective film on the doors and the refrigerator body. Keep away from heat and avoid direct sunlight. Do not place the freezer in moist or watery places to prevent rust or reduction of insulating effect.



- Do not spray or wash the refrigerator; do not put the refrigerator in moist places easy to be splashed with water so as not to affect the electrical insulation properties of the refrigerator.

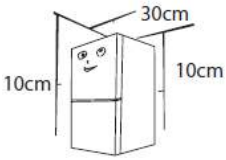

- The refrigerator is placed in a well-ventilated indoor place; the ground shall be flat, and sturdy (rotate left or right to adjust the wheel for leveling if unstable).

- The top space of the refrigerator shall be greater than 30cm, and the refrigerator should be placed against a wall with a free distance more than 10cm to facilitate heat dissipation.

Precautions before installation:
Before installation or adjusting of accessories, it shall be ensured that the refrigerator is disconnected from power. Precautions shall be taken to prevent fall of the handle from causing any personal injury.

2.2 調整雪櫃平衡

調整雪櫃腳示意圖

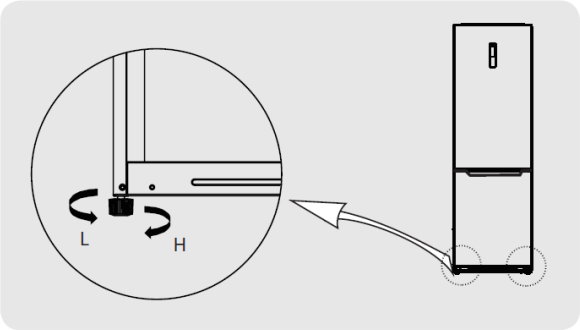

（上圖僅供參考。實際操作將取決於實際產品或經銷商的聲明）

調整步驟：

a. 順時針轉動雙腳，提起雪櫃；

b. 逆時針轉動腳以降低雪櫃；

c. 根據以上步驟將左右腳調整同一水準線上。

2.3 更變櫃門左右方向

更變雪櫃門的安裝方向或維修都應由製造商，其服務代理商或持有資格證的專業人員進行。

2.2 Leveling feet

Schematic diagram of the leveling feet

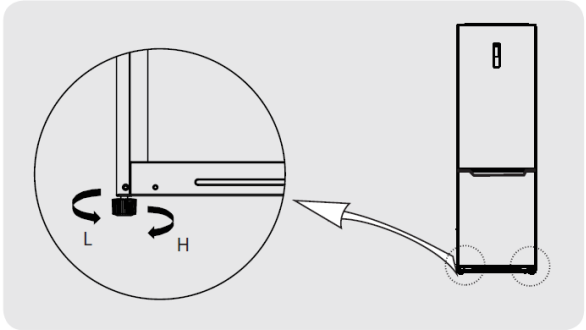

(The picture above is only for reference. The actual configuration will depend on the physical product or statement by the distributor)

Adjusting procedures:

a. Turn the feet clockwise to raise the refrigerator;

b. Turn the feet counterclockwise to lower the refrigerator;

c. Adjust the right and left feet based on the procedures above to a horizontal level.

2.3 Door Right-Left Change

Door Right-Left change or maintenance of the refrigerator is intended to be made by the manufacturer, its service or similar qualified person.

2.4 更換照明燈

LED 燈的任何更換或維修都應由製造商，其服務代理商或持有資格證的專業人員進行。

2.5 開始使用



- 在放入任何新鮮或冷凍食品之前，雪櫃應運行 2-3 小時，或在夏季環境溫度較高時需運行 4 小時以上。

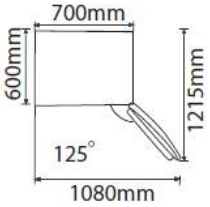

- 留出足夠的空間，便於安裝人員打開門和抽屜。

2.6 節能提示

- 設備應位於房間最涼爽的區域，遠離發熱設備或加熱管道，避免陽光直射。
- 熱食放入雪櫃前，先冷卻至室溫。雪櫃負荷過重會逼使壓縮機運行時間增加。冷凍太慢會令食物變得不新鮮或變質。
- 確保正確包裝食物，並將容器放入設備前擦乾。這減少了雪櫃內部的結霜。
- 雪櫃儲存箱內不應存有鋁紙，蠟紙或毛巾。會幹擾雪櫃內冷空氣迴旋，使效率減低。
- 將食物分類並貼上標籤，以減少開門次數和縮小搜索範圍。盡可能一次性清除不需要的物品，並儘快關門。

2.4 Changing the Light

Any replacement or maintenance of the LED lamps is intended to be made by the manufacturer, its service or similar qualified person.

2.5 Starting



- Before putting any fresh or frozen foods, the refrigerator shall have run for 2-3 hours, or for above 4 hours in summer when the ambient temperature is high.

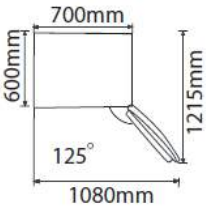

- Spare enough space for convenient opening of the doors and drawers or statement by the distributor.

2.6 Energy saving tips

- The appliance should be located in the coolest area of the room, away from heat producing appliances or heating ducts, and out of the direct sunlight.
- Let hot foods cool to room temperature before placing in the appliance. Overloading the appliance forces the compressor to run longer. Foods that freeze too slowly may lose quality, or spoil.
- Be sure to wrap foods properly, and wipe containers dry before placing them in the appliance. This cuts down on frost build-up inside the appliance.
- Appliance storage bin should not be lined with aluminum foil, wax paper, or paper toweling. Liners interfere with cold air circulation, making the appliance less efficient.
- Organize and label food to reduce door openings and extended searches. Remove as many items as needed at one time, and close the door as soon as possible.

3. 結構和功能

3.1 關鍵組件

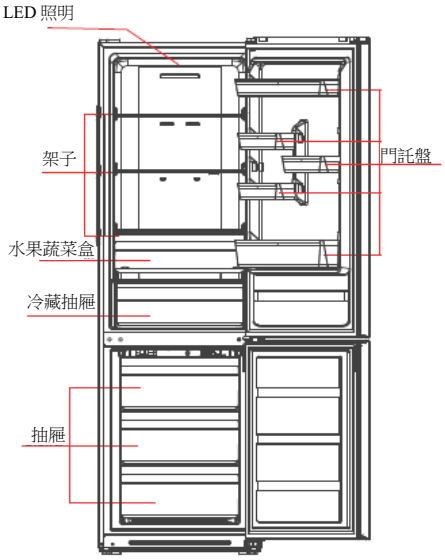

（上圖僅供參考。實際操作將取決於實際產品或經銷商的聲明）

冷藏室

- 冷藏室適合儲存各種水果、蔬菜、飲料和其他短期食用的食物。
- 煮熟過的食物在冷卻至室溫之前不得放入冷藏室。
- 建議在放入雪櫃之前將食物密封起來。
- 玻璃隔板可以上下調節，以獲得理想的存儲空間和易用性。

冷凍室

- 低溫冷凍室可長時間保持食物新鮮，主要用於儲存冷凍食物和制冰。
- 冷凍室適用於儲存肉、魚、飯團和其他短期內不能食用的食物。
- 肉塊最好切分成小塊，以便於取用。請注意，食物應在保質期內食用。

3. Structure and functions

3.1 Key components

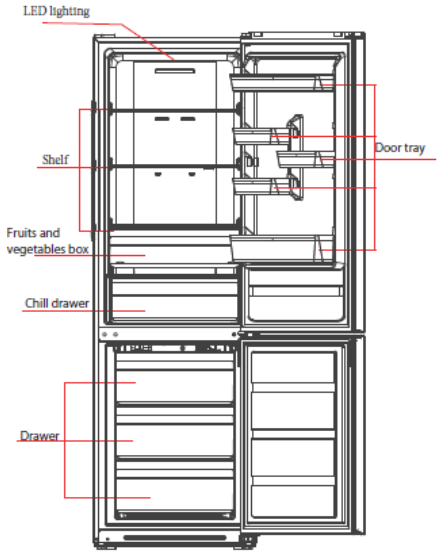

(The picture above is only for reference. The actual configuration will depend on the physical product or statement by the distributor)

Refrigerating chamber

- The Refrigerating Chamber is suitable for storage of a variety of fruits, vegetables, beverages and other food consumed in the short term.
- Cooking foods shall not be put in the refrigerating chamber until cooled to room temperature.
- Foods are recommended to be sealed up before putting into the refrigerator.
- The glass shelves can be adjusted up or down for a reasonable amount of storage space and easy use.

Freezing chamber

- The low temperature freezing chamber may keep food fresh for a long time and it is mainly used to store frozen foods and making ice.
- The freezing chamber is suitable for storage of meat, fish, rice balls and other foods not to be consumed in short term.
- Chunks of meat are preferably to be divided into small pieces for easy access. Please be noted food shall be consumed within the shelf time.

冷藏抽屜

- 適合短期（1-3 天）儲存鮮魚、鮮肉、新鮮食品等。
- 靠近抽屜的背部和底部，食物可能會輕微凍結，無需凍結的食物不能放入。
- 建議食品分類和密封包裝。

3.2 功能

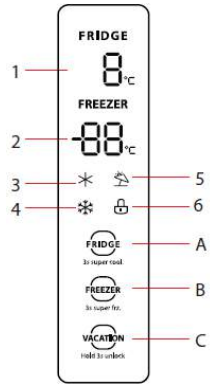

顯示幕

1. 冷藏室溫度顯示區
2. 冷凍室溫度顯示區
3. 快速冷卻圖示
4. 快速凍結圖示
5. 假期圖示
6. 鎖定圖示

操作按鈕

A. 冷藏室溫度設定按鈕
B. 冷凍室溫度設定按鈕
C. 假期／鎖定按鈕

（上圖僅供參考。實際操作將取決於實際產品或經銷商的聲明）

顯示

- 當第一次接通雪櫃電源時，整個顯示面板會發光長著 3 秒，冷藏室、冷凍室的預設設置溫度分別為 5 °C／-18 °C。
- 出現錯誤時，顯示面板會出現錯誤代碼（見下頁）；正常運行時，顯示面板顯示冷藏室、冷凍室的設定溫度。
- 正常運行時，如果 30 秒內沒有操作或開門動作，顯示幕將被鎖定，鎖定狀態🔒持續三十秒以上顯示幕燈熄滅。

Chill drawer

- Suitable for short term (1-3 days) to store fresh fish, fresh meat, fresh food, etc.
- Near to the back and bottom of the drawer, food may be frozen slightly, the food what should not be frozen can not be placed in.
- Food classification and sealing pack is suggested.

3.2 Functions

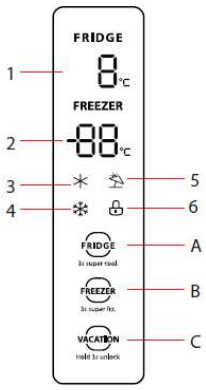

Display screen

1. Refrigerating chamber temperature display area
2. Freezing chamber temperature display area
3. Quick cool icon
4. Quick freeze icon
5. Vacation icon
6. Lock icon

Operation button

A. Temperature setting button of refrigerating chamber
B. Temperature setting button of freezing chamber
C. Vacation/lock button

(The picture above is only for reference. The actual configuration will depend on the physical product or statement by the distributor)

Display

- When power on the refrigerator for the 1st time, the whole display panel will shine for 3 seconds. Then the display panel enters the normal display. The first time for using the refrigerator, the default set temperatures of refrigerating chamber, freezing chamber is 5° C/-18 °C respectively.
- When the error occurs, the display panel shows the error code (see next page); during normal running, the display panel shows the set temperature of refrigerating chamber, freezing chamber.
- Under normal running, if there is no operation or opening door action within 30s, the display panel will be locked, the light of display panel will go out after the locked state 🔒 continued for 30s.

鎖定／解鎖

在解鎖狀態下，長按鎖定按鈕 3 秒鐘內，進入鎖定狀態，圖示🔒燈亮，警報器鳴響，表示顯示面板被鎖定，此時，按鈕操作無法執行；

在鎖定狀態下，長按鎖定按鈕 3 秒鐘內，進入解鎖狀態，圖示🔒熄滅，警報器鳴響，表示顯示面板解鎖，此時，可以執行按鈕操作。

冷藏室溫度設置

點擊按鈕 改變冷藏室的設定溫度，每點擊冷藏室的溫度調節按鈕一次，設定溫度將降低 1 °C。冷藏室的溫度設定範圍為 2 ~ 8 °C，當設定溫度為 2 °C 時，再次點擊按鈕，冷藏室的設定溫度將切換到 8 °C。

冷凍室的溫度設置

點擊按鈕 改變冷凍室的設定溫度，每點擊冷凍室的溫度調節按鈕一次，設定溫度將降低 1 °C。

冷凍室的溫度設定範圍為-24 ~ -16 °C，當溫度為-24 °C 時，再次點擊按鈕，冷凍室的設定溫度將切換到-16 °C。

模式設置

快速冷卻模式

長按按鈕 3 秒鐘後，設置為快速冷卻模式，圖示亮起。冷藏室溫度顯示為 2 °C，此時為快速冷卻模式。

在快速冷卻模式下，按住 按鈕 3 秒鐘或按 ，簡而言之，圖示 ✳ 熄滅，則退出快速冷卻模式。冷藏室的設定溫度將自動切換回之前的設定溫度。

在快速冷卻模式下，當設置為假期模式時，退出快速冷卻模式。

快速凍結模式

長按按鈕 3 秒設置快速凍結模式，圖示 ❄ 亮起。冷凍室溫度顯示為-24 °C，此時為速凍模式。

在快速凍結模式下，按住 按鈕 3 秒鐘或按 ，簡而言之，圖示❄ 熄滅，退出快速凍結模式。冷凍室的設定溫度將自動切換回之前的設定溫度。

在快速凍結模式下，當設置假期模式時，將退出快速凍結模式。

Lock /unlock

In the unlock state, long press the lock button for 3 seconds, enter the lock state, the icon 🔒 lights up and buzzer sounds, it means the display panel is locked, at this time, button operation cannot be implemented;

In the lock state, long press the lock button for 3 seconds, enter the unlock state, the icon 🔒 goes out and buzzer sounds, it means the display panel is unlocked, at this time, button operation can be implemented.

Temperature setting of refrigerating chamber

Click the button to change the set temperature of refrigerating chamber, each click of temperature adjusting button of the refrigerating chamber, the set temperature will be reduced 1° C. The temperature setting range of refrigerating chamber is 2~8 °C. When the set temperature is 2° C, Click the button again, the set temperature of refrigerating chamber will switch to 8° C.

Temperature setting of freezing chamber

Click the button to change the set temperature of freezing chamber, each click of temperature adjusting button of the freezing chamber, the set temperature will be reduced 1 °C.

The temperature setting range for freezing chamber is -24~ -16°C. When the temperature is -24 °C, click the button again, the set temperature of freezing chamber will switch to -16 °C.

Mode setting

Quick cool mode

Long press the button for 3s to set Quick cool mode,The icon lights up. The refrigerating chamber temperature displays 2 °C, it enters the Quick cool mode.

Under Quick cool mode, press and hold button for 3 seconds or press briefly, the icon goes out, it exits Quick cool mode. The set temperature of refrigerating chamber will automatically switch back to set temperature before.

In Quick cool mode. When set vacation mode, it exits Quick cool mode.

Quick freeze mode

Long press the button for 3s to set Quick freeze mode,the icon ❄ lights up. The freezing chamber temperature displays -24 °C, it enters the Quick freeze mode.

Under Quick freeze mode, press and hold button for 3 seconds or press ❄ briefly, the icon out, it exits Quick freeze mode. The set temperature of freezing chamber will automatically switch back to set temperature before.

In Quick freeze mode. When set vacation mode, it exits Quick freeze mode.

假期模式

點擊按鈕 設置假期模式，圖示 亮起。
冷藏室溫度顯示關閉，冷凍室溫度顯示-18 °C。
在假期模式下，按一下按鈕 ，圖示 熄滅，退出假期模式。
冷藏室和冷凍室的設定溫度將自動切換回假期模式前的設定溫度。
當設置為快速冷卻模式和快速凍結模式時，退出假期模式。

打開警告和報警控制

雪櫃門打開時，開門的音樂就會響起。如果門在兩分鐘內沒有關閉，那麼警報器在門關閉之前會一直鳴響。任意按下一個按鈕停止警報器報警。
打開門時，顯示面板將會啟動，內部燈將會亮起。

故障指示

顯示幕上出現的以下警告指示雪櫃的相應故障。儘管雪櫃存在下列故障後可能仍具有冷藏功能但用戶應聯繫維護專家進行維修，以確保設備優化運行。

故障代碼	故障描述	故障代碼	故障描述
E1	冷藏室溫度感測器故障	E5	冷凍除霜感測器檢測電路錯誤
E2	冷凍室溫度感測器故障	E6	通信錯誤
E3	肉類和魚類區域的溫度感測器故障	E7	環境溫度感測器錯誤

Vacation mode

Click the button to set vacation mode, the icon lights up. The refrigerating chamber temperature display goes out, the freezing chamber temperature displays -18 °C. Under vacation mode, click the button again, the icon goes out, it exits vacation mode.
The set temperature of refrigerating chamber and freezing chamber will automatically switch back to set temperature before vacation mode.
When set Quick cool mode and Quick freeze mode, it exits vacation mode.

Opening warning and alarm control

When open the refrigerator door, the door open music will play. If the door is not closed in two minutes, the buzzer will sound until the door is closed. Press any one button to stop the buzzer alarm.
when open the door, the display panel will wake up and internal lamp will light up.

Fault indication

The following warnings appearing on the display indicate corresponding faults of the refrigerator.
Though the refrigerator may still have cold storage function with the following faults, the user shall contact a maintenance specialist for maintenance, so as to ensure optimized operation of the appliance.

Fault Code	Fault Description	Fault Code	Fault Description
E1	Temperature sensor failure of refrigerating chamber	E5	Freezing defrost sensor detection circuit error
E2	Temperature sensor failure of freezing chamber	E6	Communication error
E3	Temperature sensor failure of meat & fish zone	E7	Ambient temperature sensor error

4. 設備的維護和保養

4.1 整體清潔

・雪櫃背面和地面上的灰塵應及時清理，以提升冷卻效果並節約能耗

・定期檢查門封條，確保沒有雜物。



用蘸有肥皂水或稀釋的洗滌劑的濕毛巾清潔門封條。

・雪櫃內部應定期清洗，避免異味。

・清洗內部前請先關閉電源，取出所有的食物，飲料，架子，抽屜等。

・準備兩湯匙小蘇打和一夸脫的溫水，並使用柔軟的布或海綿清潔內部，
然後用水沖洗並擦拭清潔。清潔後，請打開門，讓它自然晾乾之後再打開電源。

・對於雪櫃中難以清潔的區域(如作為三明治渣，縫隙或角落)，建議用軟抹布、軟毛刷等定期擦拭。
必要時，結合一些輔助工具(如細棒)，以確保沒有污染物或細菌在這些區域聚集。

・不要使用肥皂、洗滌劑、磨砂粉、噴霧清潔劑等，因為這些可能會產生異味並污染食物。

・用沾有肥皂水或稀釋的清潔劑的軟布清潔瓶框、擱架和抽屜。用軟布擦乾或自然晾乾。

・用沾有肥皂水或洗滌劑等的軟布擦拭雪櫃外表面，然後擦乾。

・請勿使用硬刷、清潔鋼球、鋼絲刷、研磨劑(如牙膏)、有機溶劑(如酒精、丙酮、香蕉油等)、沸水、酸或堿這些物品，因為可能會損壞雪櫃表面和內部。
沸水和有機溶劑例如苯可能會使塑膠部件變形或損壞。

・清洗時不要直接用水或其他液體沖洗，以免造成電源短路或者影響電氣絕緣。

除霜和清洗時，請拔掉雪櫃的插頭。

4. Maintenan ce and care of the appliance

4.1 Overall cleaning

• Dusts behind the refrigerator and on the ground shall be timely cleaned to improve the cooling effect andenergy saving.

• Check the door gasket regularly to make sure there are no debris. Clean the door gasket with a soft cloth dampened with soapy water or diluted detergent.



• The interior of the refrigerator should be cleaned regularly to avoid odor.

• Please turn off the power before cleaning interior, remove all foods, drinks ,shelves, drawers, etc.

• Use a soft cloth or sponge to clean the inside of the refrigerator, with two tablespoons of baking soda and a quart of warm water. Then rinse with water and wipe clean. After cleaning, open the door and let it dry naturally before turning on the power.

• For areas that are difficult to clean in the refrigerator (such as narrow sandwiches, gaps or corners), it is recommended to wipe them regularly with a soft rag, soft brush, etc. and when necessary, combined with some auxiliary tools (such as thin sticks) to ensure no contaminants or bacterials accumulation in these areas.

• Do not use soap, detergent, scrub powder, spray cleaner, etc., as these may cause odors in the interior of the refrigerator or contaminated food.

• Clean the bottle frame, shelves and drawers with a soft cloth dampened with soapy water or diluted detergent. Dry with a soft cloth or dry naturally.

• Wipe the outer surface of the refrigerator with a soft cloth dampened with soapy water,detergent, etc., and then wipe dry.

• Do not use hard brushes, clean steel balls, wire brushes, abrasives (such as toothpastes), organic solvents (such as alcohol, acetone, banana oil, etc.), boiling water, acid or alkaline items, which may damage the fridge surface and interior. Boiling water and organic solvents such as benzene may deform or damage plastic parts.

• Do not rinse directly with water or other liquids during cleaning to avoid short circuits or affect electrical insulation after immersion.

Please unplug the refrigerator for defrost and cleaning.

4.2 清潔玻璃擱板

- 拆下玻璃隔板上的抽屜；
- 抬起玻璃擱板的前部（約 60°），然後拉出；
- 拆下玻璃隔板，並根據需要進行清潔；
- 採取上述相反的步驟安裝玻璃隔板。

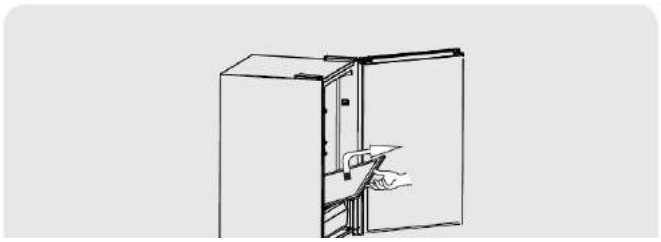

4.3 除霜

- 雪櫃的運作原理是基於空氣冷卻，因此具有自動除霜功能。由於季節或溫度變化而形成的霜也可以通過斷開設備電源或用乾毛巾擦拭來手動清除。

4.4 停止運行

- 停電：停電後，即使是在夏天，設備內的食物也可以保存幾個小時；停電後，應減少開門次數，不得再向雪櫃內放入新鮮食物。
- 長期不使用：應拔掉雪櫃插頭，然後清洗；然後保持雪櫃門打開以防止氣味。
- 移動：移動雪櫃前，將所有物品取出，用膠帶固定玻璃隔板、蔬菜架、冷凍室抽屜等，並擰緊調平腳；關上門並用膠帶固定。移動過程中，器具不得倒置或水準放置，也不得振動；移動過程中的傾斜度不得超過 45°。

一旦啟動，設備應連續運行。一般來說，設備的操作不應中斷；否則可能會損害使用壽命。

4.2 Cleaning the glass shelf

- Remove the drawer on the glass shelf;
- Lift up the front of glass shelf(about 60°), vand then pull out;
- Remove the glass shelf and clean as needed;
- The reverse operation is for installation of glass shelf.

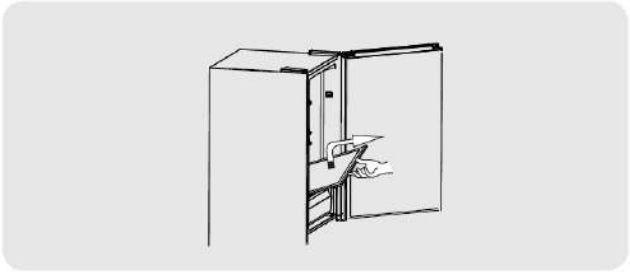

4.3 Defrosting

- The refrigerator is made based on the air-cooling principle and thus has automatic defrosting function. Frost formed due to change of season or temperature may also be manually removed by disconnection of the appliance from power supply or by wiping with a dry towel.

4.4 Out of operation

- Power failure: In case of power failure, even if it is in summer, foods inside the appliance can be kept for several hours; during the power failure, the times of door opening shall be reduced, and no more fresh food shall be put into the appliance.
- Long-time nonuse: The appliance shall be unplugged and then cleaned; then the doors are left open to prevent odor.
- Moving: Before the refrigerator is moved, take all objects inside out, fix the glass partitions, vegetable holder, freezing chamber drawers and etc, with tape, and tighten the leveling feet; close the doors and fix them with tape. During moving, the appliance shall not be laid upside down or horizontally, or be vibrated; the inclination during movement shall be no more than 45°.

The appliance shall run continuously once it is started. Generally, the operation of the appliance shall not be interrupted; otherwise the service life may be impaired.

5. 常見問題

- 您可以嘗試自己解決以下簡單問題。如果無法解決，請聯繫售後服務部門。

出現	可能的原因／檢查項目
操作失敗	檢查設備是否已接通電源，或者插頭是否接觸良好 檢查電壓是否過低 檢查是否有電源故障或部分電路跳閘
氣味	有氣味的食物應包裝緊密 檢查是否有腐爛的食物 清潔雪櫃內部
壓縮機的長期運行	夏季環境溫度高時，雪櫃長時間運行是否正常 不建議同時在器具中有太多的食物 食物在放入器具前應冷卻 門開得太頻繁了
燈不亮	檢查雪櫃是否接通電源，照明燈是否損壞 請專家來更換燈
門不能完全關閉	門被食品包裝卡住了，放了太多的食物 雪櫃傾斜了
巨大的噪音	檢查地板是否平整，雪櫃是否放置穩定 檢查附件是否放置在合適的位置
門密封不緊密	清除門密封條上的異物 加熱門密封條，然後冷卻進行修復（或者用電吹風吹或者用熱毛巾熱敷）
水盤溢出	雪櫃中有太多的食物或者儲存的食物含有太多的水，導致大量解凍 門沒有完全關閉，空氣進入會導致結霜，除霜會增加水量
外殼溫度升高	內置冷凝器通過外殼散熱，這是正常現象 當外殼因環境溫度高而變熱時，儲存過多的食物或關閉壓縮機，確保通風良好便於散熱
表面凝結	當環境濕度過高時，雪櫃外表面和門密封上會出現冷凝，這是正常現象。只需用乾淨的毛巾擦拭冷凝物。
異常噪音	嗡嗡聲：壓縮機在運行過程中可能會產生嗡嗡聲，尤其是在啟動或停止時。這是正常現象。 咯吱聲：流入設備內部的製冷劑可能會產生咯吱聲，這是正常現象。

5. Trouble shooting

- You may try to solve the following simple problems by yourself. If them cannot be solved, please contact the after-sales department.

Occurrence	Possible cause/inspection items
Failed operation	Check whether the appliance is connected to power or whether the plug is in well contact Check whether the voltage is too low Check whether there is a power failure or partial circuits have tripped
Odor	Odorous foods shall be tightly wrapped Check whether there is any rotten food Clean the inside of the refrigerator
Long-time operation of the compressor	Long operation of the refrigerator is normal in summer when the ambient temperature is high It is not suggestible having too much food in the appliance at the same time Food shall get cool before being put into the appliance The doors are opened too frequently
Light fails to get lit	Check whether the refrigerator is connected to power supply and whether the illuminating light is damaged Have the light replaced by a specialist
Doors cannot be properly closed	The door is stuck by food packages Too much food is placed The refrigerator is tilted
Loud noise	Check whether the floor is level and whether the refrigerator is placed stably Check whether accessories are placed at proper locations
Door seal fails to be tight	Remove foreign matters on the door seal Heat the door seal and then cool it for restoration (or blow it with an electrical drier or use a hot towel for heating)
Water pan overflows	There is too much food in the chamber or food stored contains too much water, resulting in heavy defrosting The doors are not closed properly, resulting in frosting due to entry of air and increased water due to defrosting
Hot housing	Heat dissipation of the built-in condenser via the housing, which is normal When housing becomes hot due to high ambient temperature, storage of too much food or shutdown of the compressor is shut down, provide sound ventilation to facilitate heat dissipation
Surface condensation	Condensation on the exterior surface and door seals of the refrigerator is normal when the ambient humidity is too high. Just wipe the condensate with a clean towel.
Abnormal noise	Buzz: The compressor may produce buzzes during operation, and the buzzes are loud particularly upon start or stop. This is normal. Creak: Refrigerant flowing inside of the appliance may produce creak, which is normal.

6. 棄置設備



正確處置本產品：
該標誌表明，本產品不應與歐盟的其他家庭廢物一起處置。為了防止不受控制的廢物棄置對環境或人類健康造成可能的危害，應負責任地回收廢物，以促進物質資源的可持續再利用。若需要回收您用過的設備，請使用返還和收集系統或聯繫購買產品的零售商。他們可以安全回收這種產品。

環境溫度

本設備設計用於在銘牌上標明的其類別指定的環境溫度下運行。

氣候類別	環境溫度（從...到...）
SN	+ 10 °C 至 + 32 °C
N	+ 16 °C 至 + 32 °C
ST	+ 16 °C 至 + 38 °C
T	+ 16 °C 至 + 43 °C

6. Disposal of your appliance



Correct Disposal of this product:
This marking indicates that this product should not be disposed with other household wastes throughout the EU. To prevent possible harm to the environment or human health from uncontrolled waste disposal, recycle it responsibly to promote the sustainable reuse of material resources. To return your used device, please use the return and collection systems or contact the retailer where the product was purchased. They can take this product for environmental safe recycling.

AMBIENT TEMPERATURE

This appliance is designed to operate in ambient temperature specified by its category marked on the rating plate.

Climate category	Ambient temperature (from... to...)
SN	+ 10 °C to + 32 °C
N	+ 16 °C to + 32 °C
ST	+ 16 °C to + 38 °C
T	+ 16 °C to + 43 °C

TOSHIBA