User Manual of Product 1:

Whynter UIM-155 Stainless Steel Built-In Ice Maker

User Manual of Product 2:

Watts Inline Water Filter 20,000 gallon Capacity- Inline Filter for refrigerator, Ice Maker, Under Sink, and Reduces Bad Taste, Odors, Chlorine and Sediment in Drinking Water

MODEL# : UIM-155

WHYNTER BUILT-IN ICE MAKER

INSTRUCTION MANUAL



PARTS OVERVIEW

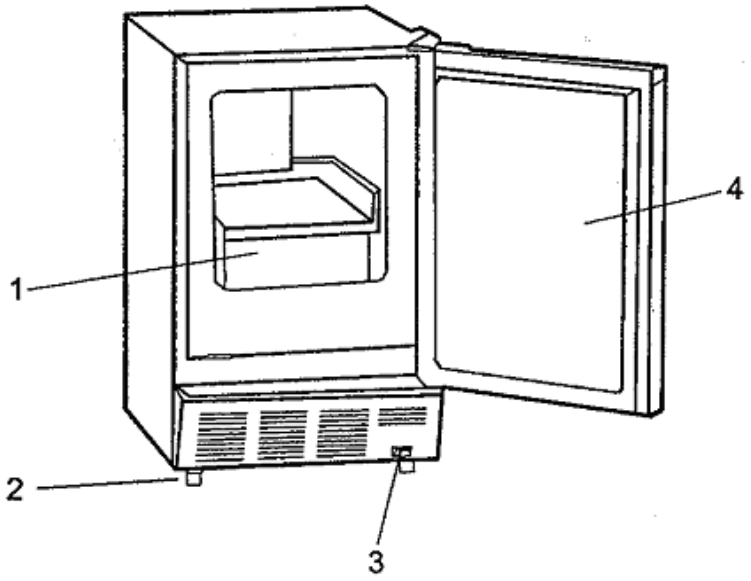

1. ICE BUCKET
2. FOOT
3. ON/OFF SWITCH
4. DOOR

⚡**WARNING**⚡	TO REDUCE THE RISK OF FIRE, ELECTRICAL SHOCK, OR INJURY WHEN USING YOUR ICE MAKER, FOLLOW THESE BASIC PRECAUTIONS:

- READ ALL INSTRUCTIONS BEFORE USING THE ICE MAKER.
- **WARNING**: RISK OF DANGER TO SMALL CHILDREN AND SMALL ANIMALS. ENTRAPMENT AND SUFFOCATION DANGER IF NOT PROPERLY SECURED. DISPOSED OR ABANDONED APPLIANCES ARE STILL DANGEROUS
- **BEFORE YOU DISPOSE OF YOUR ICE MAKER:** REMOVE THE DOOR AND LEAVE THE SHELVES IN PLACE TO PREVENT CHILDREN FROM CLIMBING INTO THE UNIT.
- NEVER ALLOW CHILDREN TO OPERATE, PLAY WITH, OR CRAWL INTO THE APPLIANCE.
- NEVER CLEAN ICE MAKER PARTS WITH FLAMMABLE FLUIDS. THE FUMES CAN CREATE A FIRE HAZARD.
- DO NOT STORE OR USE GASOLINE OR ANY OTHER FLAMMABLE VAPORS AND LIQUIDS IN THE VICINITY OF THIS OR ANY OTHER APPLIANCE. THE FUMES CAN CREATE A FIRE HAZARD.

-**SAVE THESE INSTRUCTIONS-**

INSTALLATION INSTRUCTIONS

➢ BEFORE USING YOUR ICE MAKER

- REMOVE THE EXTERIOR AND INTERIOR PACKAGING MATERIAL.
- CHECK TO BE SURE YOU HAVE ALL OF THE FOLLOWING PARTS:
  - 1 ICE BUCKET
  - 1 PLASTIC SCOOP
  - 25 FT. HOSE
  - 1 INSTRUCTION MANUAL
- BEFORE CONNECTING THE ICE MAKER TO THE POWER SOURCE, LET IT STAND UPRIGHT FOR APPROXIMATELY 4 HOURS. THIS WILL REDUCE THE POSSIBILITY OF A MALFUNCTION IN THE COOLING SYSTEM FROM HANDLING DURING TRANSPORTATION.
- CLEAN THE INTERIOR SURFACE WITH LUKEWARM WATER USING A SOFT CLOTH.

➢ INSTALLATION OF YOUR ICE MAKER

- THIS APPLIANCE IS DESIGNED TO BE RECESSED OR BUILT-IN (FULLY RECESSED).
- PLACE YOUR ICE MAKER ON A HARD AND LEVEL FLOOR THAT IS STRONG ENOUGH TO SUPPORT THE ICE MAKER WHEN IT IS FULLY LOADED. REMEMBER THAT THE UNIT WILL BE SIGNIFICANTLY HEAVIER ONCE IT IS FULLY LOADED. TO LEVEL YOUR ICE MAKER, ADJUST THE LEG AT THE FRONT OF THE ICE MAKER.
- PLACE THE ICE MAKER AWAY FROM DIRECT SUNLIGHT AND SOURCES OF HEAT (STOVE, HEATER, RADIATOR, ETC.). DIRECT SUNLIGHT MAY AFFECT THE ACRYLIC COATING AND HEAT SOURCES MAY INCREASE ELECTRICAL CONSUMPTION. EXTREME COLD AMBIENT TEMPERATURES MAY ALSO CAUSE THE ICE MAKER NOT TO PERFORM PROPERLY.
- AVOID LOCATING THE ICE MAKER IN DAMP AND HUMID AREAS. TOO MUCH HUMIDITY IN THE AIR WILL CAUSE FROST TO FORM QUICKLY ON THE EVAPORATOR REQUIRING MORE FREQUENT DEFROSTING OF THE ICE MAKER.
- PLUG THE ICE MAKER INTO AN EXCLUSIVE PROPERLY INSTALLED-GROUNDED WALL OUTLET. DO NOT UNDER ANY CIRCUMSTANCES CUT OR REMOVE THE THIRD (GROUND) PRONG FROM THE POWER CORD. ANY QUESTIONS CONCERNING POWER AND OR GROUNDING SHOULD BE DIRECTED TOWARD A QUALIFIED ELECTRICIAN.

➢ ELECTRICAL CONNECTION

⚡WARNING⚡

IMPROPER USE OF THE GROUNDED PLUG CAN RESULT IN THE RISK OF ELECTRICAL SHOCK. IF THE POWER CORD IS DAMAGED, DO NOT ATTEMPT ANY REPAIRS. ORDER A REPLACEMENT FROM YOUR WHYNTER RETAILER AND HAVE A QUALIFIED ELECTRICIAN REPLACE THE POWER CORD

- THIS ICE MAKER SHOULD BE PROPERLY GROUNDED FOR YOUR SAFETY. THE POWER CORD OF THIS ICE MAKER IS EQUIPPED WITH A THREE-PRONG PLUG WHICH IS USED WITH STANDARD THREE PRONG WALL OUTLETS TO MINIMIZE THE POSSIBILITY OF ELECTRICAL MALFUNCTION.
- DO NOT UNDER ANY CIRCUMSTANCES CUT OR REMOVE THE THIRD GROUND PRONG FROM THE POWER CORD SUPPLIED.
- DO NOT USE AN EXTENSION CORD TO CONNECT POWER TO THE UNIT.
- NEVER USE A TWO-PRONG GROUNDING ADAPTER.
- WHERE A TWO-PRONG WALL RECEPTACLE IS ENCOUNTERED, CONTACT A QUALIFIED ELECTRICIAN TO HAVE IT REPLACED WITH A 3-PRONG RECEPTACLE IN ACCORDANCE WITH APPLICABLE ELECTRICAL CODES.
- THIS ICE MAKER REQUIRES A STANDARD 115/120 VOLTS A.C.~/60HZ ELECTRICAL OUTLET WITH THREE-PRONG GROUND.
- THE CORD SHOULD BE SECURED BEHIND THE ICE MAKER AND NOT LEFT EXPOSED OR DANGLING TO PREVENT ACCIDENTAL INJURY.

➢ **EXTENSION CORD**

IT IS STRONGLY RECOMMENDED THAT YOU DO NOT USE AN EXTENSION CORD WITH THIS APPLIANCE. HOWEVER, IF YOU MUST USE AN EXTENSION CORD IT IS ABSOLUTELY NECESSARY THAT IT BE A UL/CUL-LISTED, 3-WIRE GROUNDING TYPE APPLIANCE EXTENSION CORD HAVING A GROUNDING TYPE PLUG AND OUTLET AND THAT THE ELECTRICAL RATING OF THE CORD BE 115 VOLTS AND AT LEAST 10 AMPERES.

➢ **CONNECTING THE WATER SUPPLY**

⚡WARNING⚡
IMPROPER WATER LINE CONNECTION MAY RESULT IN FLOODING
YOU MUST USE A LICENSED PLUMBER AND
REVIEW STATE AND LOCAL PLUMBING CODES BEFORE INSTALLATION

- ALL THE REQUIRED OR CUSTOMIZED HARDWARE IS NOT PROVIDED FOR INSTALLATION SO IT IS NECESSARY TO HIRE A PROFESSIONAL LICENSED PLUMBER TO COMPLETE THE INSTALLATION.
- CONNECT TUBING (SUPPLIED WITH UNIT) TO THE NEAREST COLD WATER SOURCE. CONNECT SUFFICIENT TUBING TO THE UNIT TO ALLOW THE APPLIANCE TO BE MOVED FREELY FOR CLEANING AND SERVICE. ALSO, MAKE SURE THAT THE TUBING IS NOT CRIMPED OR DAMAGED DURING TRANSPORTATION.
- POSITION UNIT TO ALLOW FREE AIRFLOW THROUGH THE FRONT GRILL (SEE SKETCH 1).



SKETCH 1

- WIPE INSIDE OF UNIT AND ICE BUCKET WITH A DAMP CLOTH.

OPERATING YOUR ICE MAKER

➢ **INITIAL START-UP OPERATION**

1. PLUG THE APPLIANCE INTO A 115/120V POLARIZED AND GROUNDED WALL ELECTRICAL OUTLET.
2. PLACE THE ON-OFF SWITCH IN THE “ON” POSITION.
3. MAKE SURE THE WATER SUPPLY IS ON. AS SOON AS THE INNER MECHANISM REACHES THE PROPER TEMPERATURE, THE ICEMAKER MECHANISM WILL FILL THE MOLD WITH WATER.
4. THE FIRST CUBES MAY BE SMALL BECAUSE OF AIR IN THE WATER LINE. LATER CUBES WILL BE OF STANDARD CRESCENT TYPE SIZE.
5. APPROXIMATE TIME FOR THE FIRST CYCLE IS BETWEEN 30-40 MINUTES.
6. EACH CYCLE APPROXIMATELY WILL TAKE 5 OZs OF WATER SO YOU SHOULD HAVE A FULL TRAY, AFTER 11 HOURS.

IMPORTANT: THROW AWAY ALL ICE CUBES MADE DURING THE FIRST 3 HOURS OF OPERATION.

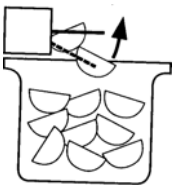

SKETCH 2

- WHEN THE ICE BUCKET IS FULL, THE ICE MAKING MECHANISM WILL AUTOMATICALLY SHUT OFF. WHEN ICE CUBES ARE MELTED, THE ICE MAKING MECHANISM WILL START AGAIN .
- ICE DELIVERY MAY BE INTERRUPTED BY RAISING THE METAL ARM INTO AN UPRIGHT POSITION (SEE SKETCH 2)
- IF THE ICEMAKER IS NOT USED REGULARLY, IT IS RECOMMENDED THAT THE ICE BUCKET BE EMPTIED PERIODICALLY TO INSURE FRESH ICE.

- SOMETIMES THE CUBES MAY APPEAR CLOUDY. THIS IS DUE TO THE RAPID FREEZING OF THE ICE CUBE. THIS IS TRAPPED AIR IN THE WATER AND DOES NOT AFFECT THE TASTE AND QUALITY OF THE ICE.
- THE FRONT GRILL SHOULD BE KEPT FREE OF DUST AND LINT TO ALLOW FREE AIRFLOW.
- THIS UNIT SHOULD BE DEFROSTED APPROXIMATELY EVERY 4-6 WEEKS OR WHEN FROST ON THE ICE MAKER WALLS IS EXCESSIVE OR ¼" THICK. TO DEFROST, TURN THE UNIT OFF, REMOVE CUBES AND KEEP DOOR OPEN AT LEAST TWO INCHES.

CARE AND MAINTENANCE

➢ **CLEANING YOUR ICE MAKER**

- TURN THE SWITCH CONTROL TO "OFF", UNPLUG THE ICE MAKER AND REMOVE ICE BUCKET.
- WASH THE INSIDE WITH A WARM WATER AND BAKING SODA SOLUTION. THE SOLUTION SHOULD BE ABOUT 2 TABLESPOONS OF BAKING SODA TO A QUART OF WATER.
- WASH THE BUCKET WITH A MILD DETERGENT SOLUTION.
- THE OUTSIDE OF THE ICE MAKER SHOULD BE CLEANED WITH MILD DETERGENT AND WARM WATER.
- THE CONDENSER COILS SHOULD BE VACUUMED WHEN THEY ARE DUSTY OR DIRTY.



CAUTION

FAILURE TO UNPLUG THE ICE MAKER DURING MAINTENANCE COULD RESULT IN ELECTRICAL SHOCK OR PERSONAL INJURY.

- **POWER FAILURE**

TYPICALLY MOST POWER OUTAGES LAST FOR NO LONGER THAN A FEW HOURS AND SHOULD NOT AFFECT THE TEMPERATURE OF YOUR ICE MAKER IF YOU MINIMIZE THE NUMBER OF TIMES THE DOOR IS OPENED. IF THE POWER IS GOING TO BE OFF FOR A LONGER PERIOD OF TIME, YOU NEED TO TAKE THE PROPER STEPS TO DISCONNECT YOUR APPLIANCE.

- **VACATION TIME/STORAGE**

1. SHUT OFF WATER SUPPLY AT THE MAIN WATER VALVE.
2. DISCONNECT THE WATER SUPPLY LINE FROM VALVE.
3. ALLOW UNIT TO RUN FOR AN HOUR OR TWO UNTIL ALL REMAINING ICE CUBES HAVE BEEN EJECTED.
4. DISCONNECT UNIT FROM MAIN POWER SOURCE.
5. DRY OUT EXCESS WATER FROM ICE MAKER ASSEMBLY
6. LEAVE THE DOOR AT LEAST TWO INCHES OPEN.

- **MOVING YOUR ICE MAKER**

- SECURELY TAPE DOWN ALL LOOSE ITEMS INSIDE YOUR ICE MAKER.
- TURN THE LEVELING SCREWS UP SECURELY TOWARDS THE BASE OF THE UNIT TO AVOID DAMAGE.
- TAPE THE DOOR SHUT.
- BE SURE THE ICE MAKER STAYS IN AN UPRIGHT POSITION DURING TRANSPORTATION.

- **ENERGY SAVING TIPS**

- THE ICE MAKER SHOULD BE SITUATED IN THE COOLEST AREA OF THE ROOM, AWAY FROM HEAT GENERATING APPLIANCES OR HEATING DUCTS, AND OUT OF THE DIRECT SUNLIGHT.

YOU CAN SOLVE MANY COMMON ICE MAKER PROBLEMS EASILY. TRY THE SUGGESTIONS BELOW TO SEE IF YOU CAN SOLVE THE PROBLEM BEFORE CONTACTING OUR SERVICE DEPARTMENT.

TROUBLESHOOTING GUIDE

PROBLEM	POSSIBLE CAUSE
ICE MAKER DOES NOT OPERATE.	UNIT NOT PLUGGED IN. THE CIRCUIT BREAKER IS TRIPPED OR A BLOWN FUSE. THE ICE MAKER POWER SWITCH IS SET AT "OFF".
ICE MAKER DOES NOT PRODUCING ICE	AIRFLOW TO FRONT GRILL IS BLOCKED. THE ICE MAKER ARM IS SET TO THE OFF POSITION. WATER SUPPLY IS TURNED OFF. WATER LINE IS BLOCKED. ICE MAKER HAS EXCESSIVE FROST BUILD UP. ICE BUCKET IS FULL.
COMPRESSOR TURNS ON AND OFF FREQUENTLY.	THE ROOM TEMPERATURE IS WARMER THAN NORMAL. THE DOOR IS OPENED TOO OFTEN. THE DOOR IS NOT SECURELY CLOSED. THE DOOR GASKET DOES NOT SEAL PROPERLY. THE FRONT OF THE ICE MAKER DOES NOT HAVE ENOUGH CLEARANCES.
VIBRATIONS	CHECK TO ASSURE THAT THE ICE MAKER IS ON LEVEL AND HARD SURFACE. VOLTAGE IS NOT NORMAL.
THE ICE MAKER SEEMS TO MAKE TOO MUCH NOISE.	THE RATTLING NOISE MAY COME FROM THE FLOW OF THE REFRIGERANT, WHICH IS NORMAL. AS EACH CYCLE ENDS, YOU MAY HEAR GURGLING SOUNDS CAUSED BY THE FLOW OF REFRIGERANT IN YOUR ICE MAKER. CONTRACTION AND EXPANSION OF THE INSIDE WALLS MAY CAUSE POPPING AND CRACKLING NOISES. THE ICE MAKER IS NOT LEVEL.
THE DOOR WILL NOT CLOSE PROPERLY.	THE ICE MAKER IS NOT LEVEL. THE DOOR IS REVERSED AND NOT PROPERLY INSTALLED. THE DOOR GASKET OR SEAL IS DIRTY. THE BUCKET IS OUT OF POSITION.
ICE CUBES ARE MELTED TOGETHER	ICE MAKER DOOR IS OPENED TOO OFTEN.

ONE YEAR LIMITED WARRANTY

This WHYNTER Built-in Ice Maker is warranted, to the original owner within the 48 continental states, for one year from the date of purchase against defects in material and workmanship under normal use and service. Should your WHYNTER Ice Maker prove defective within one year from the date of purchase, return the defective part or unit, freight prepaid (within two months of purchase; after two months to one year, customer will be responsible for freight cost to Whynter's service department), along with an explanation of the claim to Whynter Company. Please package the ice maker carefully in its original packaging material to avoid damage in transit. Please retain original box and packaging material. Under this warranty, Whynter will repair or replace any parts found defective. This warranty is not transferable. After the expiration of the warranty, the cost of labor and parts will be the responsibility of the original owner of the unit.

THIS WARRANTY DOES NOT COVER:
- Acts of God, such as fire, flood, hurricanes, earthquakes and tornadoes.
- Damage, accidental or other wise, to the Ice Maker while in the possession of a consumer not caused by a defect in material or workmanship;
- Damage caused by consumer misuse, tampering, or failure to follow the care and special handling provisions in the instructions.
- Damage to the finish of the case, or other appearance parts caused by wear.
    1) Damage caused by repairs or alterations of the ice maker by anyone other than authorized by the manufacturer.
    2) Freight and Insurance cost for the warranty service.

To obtain service or information, contact
Whynter Innovations Group via Email at service@whynter.com or
call 866-WHYNTER.

pure water



Water Filtration and Treatment Wholesale Products Catalog

- Residential
- Commercial
- Industrial

Watts.com/PureWater

WATTS®

Noryl® is a registered trademark of SABIC Innovative Plastics™.
Teflon® is a registered trademark of E.I. du Pont de Nemours and Company or its affiliates.

Table of Contents

Point of Purchase — End Cap Merchandising 2
Water Test Kit 3

Residential Drinking Water Systems 4

Part and Filter Kits Part Number Matrix 5
RV Water Guard Multipurpose Filtration Systems 6
Under Counter Water Filtration System – LCV 6
Ultraviolet 3-Stage Systems 7
Kwik-Change™ Ultra Filtration Membrane Water Filtration System 7
4-Stage Reverse Osmosis System 8
ZRO-4 ZeroWaste® Reverse Osmosis System 8
One-Piece Manifold Reverse Osmosis System 9
Kwik-Change™ Reverse Osmosis Systems 9
Kwik-Change™ ZeroWaste® Reverse Osmosis System 10
Replacement Filter Kits 11-12
Replacement Residential RO Membranes 12

Whole House Water Conditioning Systems 13-16

Part Number Matrix 17
Whole House Carbon Systems 18
Whole House Sediment Reduction Systems 19
Whole House Iron, Hydrogen Sulfide, and Manganese Reduction Systems 20
Whole House Acidic Water Neutralizing Systems 21
Whole House OneFlow® Residential Anti-Scale Systems 22
OneFlow® Res. Anti-Scale for Tankless Water Heater Systems . 23
Whole House Space Saver 30K Cabinet Water Softener 24
Whole House Water Softening Systems 25
Whole House Pro SE Residential and Light Commercial Water Softeners 26
Whole House Twin-Alternating Water Softeners 27
Replacement Media and Resin 28
Whole House UV Disinfection Systems 29

Light Commercial Water Conditioning & RO Systems 30

Part Number Matrix 31
Mini Water Softener Systems 32
Light Commercial Ice Maker Filtration Systems 33-34
Light Commercial Reverse Osmosis Systems 35-36
Whole House Reverse Osmosis Systems Floor Mount 37
Atmospheric Tank and Pump Systems 38
Replacement Commercial RO Membranes 38

Commercial/Industrial Water Conditioning & RO Systems ... 39

Systems for Scale Control 40-44
Systems for Chlorine, Taste, Odor and Sediment Reduction 45-46
Systems for Sediment Reduction with High Efficiency Micro Z™ Filter Media 47-48
Commercial Water Softening Systems 49-56
Commercial Reverse Osmosis Systems 57-68

Parts and Accessories 69

Part Number Matrix 70
Pressurized Steel Storage Tanks 71
Pumps - Booster and Demand/Delivery 71
Standard Drinking Water Faucets (Air Gap and Non Air Gap) ... 72
Designer Watts Top Mount Drinking Water Faucet 73
Designer RO Drinking Water Faucets — Series 703 and 905 ... 74
Dual Function Kitchen Faucets 75

Filter Housings 76

Part Number Matrix 77
Individual Boxed Plastic Housings 78
Plastic Filter Housings 79
Big Bubba Housing & Cartridges 80
Stainless Steel Commercial/Industrial Filter Housings 81-82
Jumbo Filter Cartridges 83

Filter Cartridges 84

Part Number Matrix 85
Melt Blown Filter Cartridges 86
Wound Filter Cartridges 87
Pleated Filter Cartridges 88-90
Carbon Block Filter Cartridges 91
Granular Activated Carbon (GAC) Cartridges 92
In-Line Filter Cartridges 93

End Cap Merchandising

We've Made Product Selection the Easiest in the Wholesale Channel!

Green Packaging
Indicates under counter applications

Red Packaging
Indicates whole house applications



Shelving NOT INCLUDED

End Cap packaging now includes English, Spanish, and French languages

NEW Icons Identify:

Contaminant Reduction



Filtration Effectiveness

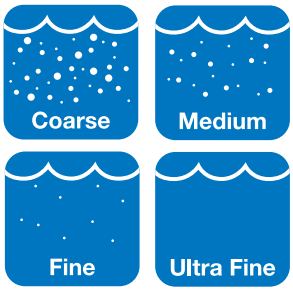

Ordering Codes & Recommended End Cap Product Selection

Model	Description	Ordering Code	Case Quantity	Recommended Quantity for End Cap (includes replenishment)
End Cap Header, Laminated Chart, and Mounting Hardware		7300617	1	1
PWDWLCV2	LCV System (Reduction of Lead, Cyst, VOCs)	7100101	1	2
PWRO4	Reverse Osmosis (RO) System	7100103	1	2
PWDWUFKC3	Ultra Filtration (UF) System	7100106	1	4
PWROKC4	Reverse Osmosis (RO) System	7100107	1	2
PWFPKSEDCB	Filter Pack	7100110	1	3
PWFPKLCV	Filter Pack	7100111	1	2
PWFPK2KC4	Filter Pack	7100116	1	6
PWFPKKCUF	Filter Pack	7100118	1	3
PWHIB34VIH	Housing Kit	7100267	4	4
PWHIB10FF	Housing Kit	7100268	4	4
PWHIB20FF	Housing Kit	7100269	4	4
PWMB10M5	Sediment Filter	7100331	12	24
PWMB10M50	Sediment Filter	7100335	12	12
PWPL10FFM20	Sediment Filter	7100411	4	8
PWCB10P	Carbon Filter	7100446	12	24
PWCB10FFP	Carbon Filter	7100448	4	8
PWCB20FFP	Carbon Filter	7100449	4	8
PWFILGAC10	Inline GAC Filter	7100454	6	24

* No charge when purchasing $2500.00USD worth of products for end cap display

Water Test Kit

Pure Water

Water Testing and Equipment Recommendation Program

Features

- The Water Test Kit includes a 250ml sample bottle, Water Analysis and Information form, and a prepaid postage return for your water sample.
- Our water analysis tests for the five most common problems in water conditions including Water Hardness, Iron, Total Dissolved Solids (TDS), ph, and Copper..
- Your customer sends their water sample to our San Antonio, TX facility for testing. Once tested, results and equipment recommendations will be forwarded to the Watts representative identified on the request form.



PWKIT-Water Test

MODEL NO.	ORDERING CODE	DESCRIPTION	UPC	CASE QTY
PWKIT-Water Test	7300092	WPW Water Test Kit	98268781410	1

- Filtration
- Reverse Osmosis
- Replacement Filter Kits
- Replacement RO Membranes

Filtration Systems

Residential • Marine • RV



PWDWLCV2



PWDWUV3



PWDWUFKC3

Reverse Osmosis

What is reverse osmosis?

Reverse osmosis, often referred to as RO, is an advanced water purification method that was initially developed by the U.S. Navy to produce drinking water from seawater for submarine crews. It is a membrane filtration technology that works by forcing water under pressure through the very tiny pores of a semi-permeable membrane. Modern reverse osmosis units for the home combine membrane technology with carbon and mechanical filtration to produce highly purified, great-tasting water.



PWRO5MAN



PWROKC4



PWRO4ZRO

How does it work?

In modern home units, water delivered by normal city water pressure, first flows through a sediment pre-filter which removes any dirt and small particles that are in the water, next a carbon pre-filter, which removes organic contaminants including chlorine and its by-products. Then, it enters the reverse osmosis membrane, a very tight, sheet-like filter, which allows water to pass but rejects dissolved solids like sodium and impurities like lead and arsenic. Some of the water entering the unit is used to cleanse the membrane surface and flows to the kitchen drainpipes. The purified water is stored in a small storage tank until it is needed. When the faucet mounted on the sink is opened, the purified water is forced by air pressure through another carbon filter, which gives it a final polish and from there to the faucet. (This is a simplified description of a 4-Stage RO unit. The simplified description omits a few very essential parts like flow control devices, check valves, and an automatic shutoff device that stops the inflow of water when the storage tank is full.)

Drinking Water & Reverse Osmosis Part Number Matrix

PW RO RO4ZRO

Pure Water

System Type

DW = Drinking Water

RO = Reverse Osmosis

System Model

RVWG2 = Water Guard 2

LCV2 = Standard 2-Stage LCV

UV3 = Ultra Violet 3 Stage

KCUF3 = Kwik Change UF3

RO4 = Standard 4-Stage

RO4ZRO = Standard 4-Stage ZeroWaste®

5MAN = 5-Stage Manifold

KC4 = Kwik-Change 4-Stage

KCZRO = Kwik-Change ZeroWaste®

Drinking Water & Reverse Osmosis Filter Kits Part Number Matrix

PW FPK 4KC4

Pure Water

Filter Type

FPK = Filter Pack

MEM = RO Membrane

System Model

SEDCB = Sediment & Carbon Block Cartridges (Std. RO & Std. ZeroWaste® RO)

LCV = Sediment and LCV Carbon Block Cartridges

UV3 = Ultra Violet 3 Stage (all cartridges and UV Bulb)

3MAN = Sediment and both Carbon Block Cartridges for Manifold RO

5MAN = All 5 replacement Cartridges including Membrane for Manifold RO

4RO4 = All 4 repl. Cartridges including Membrane for Std. RO & Std. ZeroWaste® RO

2KC4 = Sediment & Carbon Block Cartridges for Kwik-Change 4-Stage RO

4KC4 = All 4 replacement Cartridges including Membrane for Kwik-Change RO

KCUF = All 3 replacement Cartridges including UF Membrane for Kwik-Change UF System

KCZW = All 3 replacement Cartridges including Membrane for Kwik-Change ZeroWaste® RO

25 = 25 Gallons per Day

36 = 36 Gallons per Day

50 = 50 Gallons per Day

75 = 75 Gallons per Day

100 = 100 Gallons per Day

KC60 = Kwik-Change 60 Gallons per Day

Model PWDWRVWG2

RV Water Guard Multipurpose Filtration System

Boats and RV's have a common problem with dirt and sand build-up in their holding tanks, causing premature pump failure, as well as clogged and plugged pipes and drains. Watts has the answer with the "RV Water Guard" point-of-entry filtration system. The system attaches easily to virtually any incoming water supply line.



PWDWRVWG2
Ordering Code: 7100100

NSF/ANSI STD 372

Features

- Two Stages of Filtration
- 5-micron Sediment Filter reduces dirt
- Activated Carbon Filter reduces chlorine, bad taste, and odors
- Adapt-A-Valve™ for easy installation
- Easy to install

Benefits

- Reduces chlorine bad tastes, and odors
- Ideal for RVs and boats
- Connects to cold water fill line with onboard or with hose bibb adapter when refilling holding tank
- Heavy-duty 10-gauge bracket is ideal for high-vibration applications
- Full flow ½" ports

Dimensions

11" W x 14½" H x 5½" D

Replacement Filter Pack

MODEL NO.	ORDERING CODE	FREQUENCY	DESCRIPTION
PWFPKSEDCB	7100110	6 Months	includes sediment and carbon filter

Note: Water conditions may require more frequent cartridge replacement

For additional information, access online literature ES-WQ-PWDWRVWG2.

Model PWDWLCV2

Under Counter Water Filtration System

Watts Pure Water 2-Stage LCV Drinking Water System produces high-quality, fresh water on demand by reducing unwanted tastes and odors from your incoming water supply. This system was designed for the Home, RV and Marine Industry where space is at a premium and quality water is essential.



PWDWLCV2
Ordering Code: 7100101

NSF/ANSI STD 372 & 53

Features

- 2-Stages of Filtration

Stage-1: Sediment Filter removes particulates down to 5 micron

Stage-2: 1-Micron Carbon Block Filter reduces lead, cysts and VOC's (Cysts include: cryptosporidium, toxoplasma, giardia, and entamoeba)

- Adapt-A-Valve™ for easy installation
- Elegant Chrome long reach faucet included

Versatility

- Space saving design installs under sink or in limited spaces
- Adapt-A-Valve™ easily connects to water source
- Works in low-presssure applications
- Installs in minutes

Reliability

- Advanced design uses unique technology and high-quality components to ensure years of continuous trouble-free operation
- As with all products in the Watts family, the LCV is backed by our reputation of excellence.

Performance and Benefits

- Reduces lead, cysts, and VOC's (Cysts include: cryptosporidium, toxoplasma, giardia, and entamoeba), chlorine taste and odors
- Ideal for home, RVs and boats
- Includes dedicated faucet and can be connected to any cold water line
- System goes well beyond basic water filtration and typical "pitcher" or "end-of-tap" filter

Dimensions

11" W x 14½" H x 5½" D

Replacement Filters Packs

MODEL NO.	ORDERING CODE	FREQUENCY	DESCRIPTION
PWFPKLCV	7100111	6 Months	includes sediment and carbon filter

Note: Water conditions may require more frequent cartridge replacement

For additional information, access online literature ES-PWDWLCV2.

***The wetted surface of this product contacted by consumable water contains less than 0.25% of lead by weight.**

⚠ WARNING **Do not use with water that is microbiologically unsafe or of unknown quality without adequate disinfection before or after the system. Systems certified for cyst reduction may be used on disinfected waters that may contain filterable cysts.**

Model PWDWUV3

Ultraviolet 3-Stage Systems

Watts Pure Water Series PWDWUV3 produces high-quality, fresh water on demand, utilizing the power of ultraviolet light. Ultraviolet light has been used for years by the bottled water industry as a means to destroy various organisms in water. Now you can have the power of ultraviolet light under your kitchen sink, in your RVs, boat and home.



PWDWUV3
Ordering Code: 7100102

Features

- Three stages of filtration
- 5-Micron Sediment Filter: Reduces dirt, sand, and rust
- Ultraviolet light
- 1-Micron Carbon Block: Reduces lead, cysts (Cysts include: cryptosporidium, toxoplasma, giardia, and entamoeba)
- Adapt-A-Valve™
- Easy to install

Benefits

- Reduces lead, chlorine, bad tastes, and odors
- Ideal for RV's and boats
- Includes dedicated faucet or can be connected to cold water line

Dimensions

14" W x 16" H x 5½" D

NSF/ANSI STD 372

Replacement Filter Packs

MODEL NO.	ORDERING CODE	FREQUENCY	DESCRIPTION
PWMB10M5	7100331	6 Months	5-micron sediment filter
PWCB10LED	7100452	6 Months	1-micron carbon block filter
PWFPKUV3	7100112	Annual	Includes all filters and UV Replacement Lamp

Note: Water conditions may require more frequent cartridge replacement

For additional information, access online literature ES-WQ-PWDWUV3.

Model PWDWUFKC3

Kwik-Change™ Ultra Filtration Membrane Water Filtration System



PWDWUFKC3
Ordering Code: 7100106

Features

- Includes Designer Faucet in Brushed Nickel finish
- Kwik-Change™ cartridges are the fastest changeable cartridges on the market (30 second filter changeout process)
- ¼-turn pivot filter head makes for ease of accessibility and filter change, reduces the amount of tube connections for greater reliability and reduces leak potential
- Cartridges connect to and disconnect from the unit by simple ¼-turn
- Space saving design installs under sink or in limited space
- Double Seal O-ring cartridges ensure system integrity
- No storage tank needed
- Requires only normal line pressure to operate
- Dispenses a continuous supply of water
- Requires minimal maintenance and will provide clean, safe, great-tasting water

Reliability and Performance

- Advanced design uses unique technology and high-quality components to ensure years of continuous operation with trouble-free performance
- The Kwik-Change™ System water quality output exceeds the purity of other filtration and faucet mount devices

Performance

Tested	% of Reduction
Cysts	99.95
Cryptosporidium	99.95
Entamoeba	99.95
Giardia	99.95
Toxoplasma	99.95
Chlorine	98.00

Dimensions

10" W x 15" H x 4" D

Specifications

Stage 1: Sediment Filter removes particulates down to 5 microns

Stage 2: Carbon Block Filter removes objectionable taste, chlorine taste, and odors

Stage 3: UF Membrane consists of a capillary bundle of ultrafiltration membranes providing a physical barrier to particles, large dissolved molecules, suspended solids, turbidity, most colloids, and impurities as small as 0.25 microns

- Adapt-A-Valve™ easily connects to water source
- Automatic shutoff valves in the manifold eliminate the need to shut off the incoming water supply when changing out the filters
- Proprietary sanitary filter cartridges eliminate water spills during cartridge replacement

NSF/ANSI STD 372 & 53

Replacement Filter Packs

MODEL NO.		FREQUENCY	DESCRIPTION
PWFPK2KC4	7100116	6 Months	Includes sediment and carbon pre-filters only
PWFPKKCUF	7100118	Annual	Includes all filters and UF membrane

Note: Water conditions may require more frequent cartridge replacement

For additional information, access online literature ES-WQ-PWDWUFKC3.

***The wetted surface of this product contacted by consumable water contains less than 0.25% of lead by weight.**

⚠ WARNING **Do not use with water that is microbiologically unsafe or of unknown quality without adequate disinfection before or after the system. Systems certified for cyst reduction may be used on disinfected waters that may contain filterable cysts.**

Model PWRO4

4-Stage Reverse Osmosis System



PWRO4
Ordering Code: 7100103

Watts Pure Water 4-Stage Reverse Osmosis (RO) System is a tried and true reverse osmosis system! Watts Pure Water 4-Stage RO System begins with Stage 1, a 5-micron Sediment filter that traps particulate matter like dirt, rust, sand, silt and sediment that will affect the taste and appearance of your water. Stage 2 is a 5-micron Carbon Block filter that provides a reduction of chlorine, chloramine and other materials that cause bad taste and odors (these are called PRE-filters because they filter in front of the reverse osmosis membrane). Stage 3 is the heart of the reverse osmosis system, the RO Membrane. This semi-permeable membrane is 1/10,000 of a micron and will effectively reduce TDS (total dissolved solids), sodium and a wide range of contaminants such as arsenic, lead, perchlorate, chromium, copper and radium. It will also remove over 99.95% cysts such as giardia and crypto-sporidium. Stage 4 is a high-quality GAC final filter (this is called a final filter because it filters after the membrane). The filtered RO water passes through the membrane and enters the storage tank. When you're ready for use, it will leave the storage tank and pass through this fourth stage on its way up to the faucet. The end result — crystal clear, high quality, and great tasting water!

Applications

Home, Office, Ice Maker Kits, Beverage Dispensers, and more/

Features

- Multi-Stage water filtration
- Easy to install

Dimensions

16" W x 16" H x 6" D

NSF/ANSI STD 372 & 58

Replacement Filter Packs

MODEL NO.	ORDERING CODE	FREQUENCY	DESCRIPTION
PWFPKSEDCB	7100110	6 Months	Includes sediment and carbon filter only
PWFPK4RO4	7100115		Includes all filters and membrane
PWMEM50	7100122	2 - 5 years	50 gpd membrane
PWILGAC10	7100454	Annual	10" final in-line filter

NOTICE Water conditions may require more frequent cartridge replacement

For additional information, access online literature ES-WQ-PWRO4.

Model PWRO4ZRO

ZRO-4 ZeroWaste® Reverse Osmosis System



PWRO4ZRO
Ordering Code: 7100104

The all new patented ZeroWaste® Point-of-Use Reverse Osmosis (RO) System is the first ever that wastes no water. Comparable systems typically waste up to 4-12 gallons of RO water for every gallon of RO water produced. This highly efficient Watts RO system provides better-than-bottled water quality for residential applications.

Features

- 4-Stage System of Filtration

Stage 1: Sediment Filter removes particulates down to 1 micron

Stage 2: Carbon Block Filter removes chlorine taste and odors

Stage 3: Advanced TFC Membrane rejects impurities down to 1/10,000th of a micron

Stage 4: Activated Carbon Final Filter serves as a final polish to remove any trace residuals

- Re-use of rinse water (no waste)
- 50 gallons per day TFC membrane
- Upgraded Watts top mount faucet
- 3-Gallon Storage Tank

Versatility

- No faucet air gap or drain connection required
- Space saving design, installs under sink or in limited space
- Adapt-A-Valve™ easily connects to water source
- Ideal for low pressure or well applications

Reliability

- Advanced design uses patented technology and high-quality components to ensure years of continuous operations with trouble-free performance
- As with all of the products in the Watts family, the ZeroWaste RO® is backed by Watts reputation of excellence
- Economical and environmentally friendly
- 100% Efficient - No wasted water
- Saves as much as 7,000 gallons per year in a typical residential application
- Delivers high-quality drinking water for pennies a day

Dimensions

20" W x 18" H x 6" D

NSF/ANSI STD 372 & 58

Replacement Filter Packs

MODEL NO.	ORDERING CODE	FREQUENCY	DESCRIPTION
PWFPKSEDCB	7100110	6 Months	Includes sediment and carbon filter only
PWFPK4RO4	7100115		Includes all filters and membrane
PWMEM50	7100122	2 - 5 years	50 gallon per day membrane
PWILGAC10	7100454	Annual	10" final in-line filter

NOTICE Water conditions may require more frequent cartridge replacement

For additional information, access online literature ES-WQ-PWRO4ZRO.

***The wetted surface of this product contacted by consumable water contains less than 0.25% of lead by weight.**

⚠ WARNING **Do not use with water that is microbiologically unsafe or of unknown quality without adequate disinfection before or after the system. Systems certified for cyst reduction may be used on disinfected waters that may contain filterable cysts.**

Model PWRO5MAN

One-Piece Manifold Reverse Osmosis System

Watts Pure Water revolutionizes the industry through state-of-the-art technology. Our unique Manifold RO System provides a seamless water path effectively eliminating 17 connections. The PWSYS-RO-MAN5 brings unequaled water quality and system value.



PWRO5MAN
Ordering Code: 7100105

NSF/ANSI STD 372 & 58

Features

- Premium filtration package

Stage 1: Sediment filter removes particulates down to 5 microns

Stage 2: Carbon Block filter removes chlorine taste and odors

Stage 3: Carbon Block filter removes chlorine taste and odors

Stage 4: High-production TFC membrane rejects impurities down to 1/10,000th of a micron

Stage 5: Final filter for enhancing water taste

- Adapt-A-Valve™ for easy installation
- Air Gap faucet meets local plumbing codes
- 3-gallon plastic storage tank

Versatility

- Space saving design installs under sink or in limited space
- Adapt-A-Valve™ easily connects to water source
- Increased output options available

Reliability

- Advanced design uses unique technology and high-quality components to ensure years of continuous operation with trouble-free performance
- One-piece manifold minimizes potential for water leakage
- Non-corroding plastic water storage tank

Performance

- Produces up to 50 gallons of bottled quality water per day
- NSF tested and Certified to Standard 58
- System goes well beyond basic water filtration and the typical faucet mount products

Dimensions

16½" W x 17" H x 5" D

Replacement Filter Packs

MODEL NO.	ORDERING CODE	FREQUENCY	DESCRIPTION
PWFPK3MAN	7100113	6 Months	Includes sediment and carbon filters only
PWFPK5MAN	7100114		Includes all filters and membrane
PWMEM50	7100122	2 - 5 years	50 gallon per day membrane
PWILGAC10	7100454	Annual	10" final in-line filter

NOTICE Water conditions may require more frequent cartridge replacement

For additional information, access online literature ES-WQ-PWRO5MAN.

Model PWROKC4

Kwik-Change™ Reverse Osmosis Systems

Flow Rate: Up to 60 gallons per day (227 lpd)

The Kwik-Change™ Reverse Osmosis (RO) System produces up to 60 gallons per day of high-quality water that exceeds the quality of most bottled waters.



PWROKC4
Ordering Code: 7100107

NSF/ANSI STD 372 & 58

Features

- Kwik-Change™ cartridges are the fastest changeable cartridges on the market
- ¼-turn Pivot filter makes for ease of accessibility and filter change, reduces the amount of tube connections for greater reliability and less potential leaks
- Proprietary cartridges connect to (and disconnect from) the unit by a simple ¼ turn
- Space saving design installs under sink or in limited space
- Adapt-A-Valve™ easily connects to water source for ⅜" compression or ½" NPT
- Automatic shutoff – No need to shut off incoming supply when changing filters
- Top mount designer faucet installs top side and provides a ⅜" high-flow water delivery system
- Air Gap faucet meets local plumbing codes
- 3-Gallon water storage holding tank
- Additional faucet finishes available

Dimensions

12" W x 15" H x 4" D

Replacement Filter Packs

MODEL NO.	ORDERING CODE	FREQUENCY	DESCRIPTION
PWFPK2KC4	7100116	6 Months	Includes sediment and pre-carbon filters only
PWFPK4KC4	7100117		Includes all filters and membrane
PWMEMKC60	7100125	2 - 5 years	60 gallon per day membrane
PWKCGAC13	7100462	Annual	GAC final filter

NOTICE Water conditions may require more frequent cartridge replacement

For additional information, access online literatureES-WQ-PWROKC4.

***The wetted surface of this product contacted by consumable water contains less than 0.25% of lead by weight.**

⚠ WARNING **Do not use with water that is microbiologically unsafe or of unknown quality without adequate disinfection before or after the system. Systems certified for cyst reduction may be used on disinfected waters that may contain filterable cysts.**

Model PWROKCZRO

Kwik-Change™ ZeroWaste® Reverse Osmosis System

Flow Rates: Up to 60 gallons per day (227 lpd)

The patented ZeroWaste® Point-of-Use Reverse Osmosis System is the first ever RO System that wastes no water. This highly efficient system provides better-than-bottled water quality for residential applications.



PWROKCZRO
Ordering Code: 7100108

NSF/ANSI STD 372

Features

- Patented technology
- 100% efficient - No wasted water
- Saves as much as 7000+ gallons per year in a typical residential application
- Ideal for low pressure or well applications
- Produces up to 60 gallons per day of high-quality drinking water
- Kwik-Change™ cartridges are the fastest changeable cartridges on the market
- ¼-turn pivot filter makes for ease of accessibility and filter change, reduces the amount of tube connections for greater reliability and less potential leaks
- Proprietary cartridges connect to (and disconnect from) the unit by a simple ¼ turn
- Space saving design installs under sink or in limited space
- Adapt-A-Valve™ easily connects to water source for ⅜" or ½"
- Automatic shutoff – No need to shut off incoming supply when changing filters
- No faucet air gap or drain connection required
- 3-gallon water storage holding tank
- Upgraded Watts top mount faucet
- Additional faucets and finishes available

Dimensions

15" W x 14½" H x 5" D

Replacement Filter Packs

MODEL NO.	ORDERING CODE	FREQUENCY	DESCRIPTION
PWKCCB13	7100109	6 months	Carbon Block
PWFPKKCZW	7100119		Includes all filters and membranes
PWKCGAC13	7100462	Annual	GAC filter
PWMEMKC60	7100125	2-5 years	60 GPD membrane

NOTICE Water conditions may require more frequent cartridge replacement

For additional information, access online literature ES-WQ-PWROKCZRO.

*The wetted surface of this product contacted by consumable water contains less than 0.25% of lead by weight.

⚠ WARNING **Do not use with water that is microbiologically unsafe or of unknown quality without adequate disinfection before or after the system. Systems certified for cyst reduction may be used on disinfected waters that may contain filterable cysts.**

Replacement Filter Kits



SYSTEM MODEL NO.	ORDERING CODE	REPLACEMENT FILTER MODEL NO.	ORDERING CODE	FREQUENCY	DESCRIPTION
PWDWRVWG2	7100100	PWFPKSEDCB	7100110	6 Months	Includes sediment and carbon filter



SYSTEM MODEL NO.	ORDERING CODE	REPLACEMENT FILTER MODEL NO.	ORDERING CODE	FREQUENCY	DESCRIPTION
PWDWLCV2	7100101	PWFPKLCV	7100111	6 Months	Includes sediment and LCV carbon filter



SYSTEM MODEL NO.	ORDERING CODE	REPLACEMENT FILTER MODEL NO.	ORDERING CODE	FREQUENCY	DESCRIPTION
PWDWUV3	7100102	PWMB10M5	7100331	6 Months	5-micron sediment filter
		PWCB10LED	7100452	6 Months	1-micron carbon block filter
		PWFPKUV3	7100112	Annual	Includes all filters and UV Replacement Lamp



SYSTEM MODEL NO.	ORDERING CODE	REPLACEMENT FILTER MODEL NO.	ORDERING CODE	FREQUENCY	DESCRIPTION
PWDWUFKC3	7100106	PWFPK2KC4	7100116	6 Months	Includes sediment and pre-carbon filter only
		PWFPKKCUF	7100118	Annual	Includes all filters and UF membrane



SYSTEM MODEL NO.	ORDERING CODE	REPLACEMENT FILTER MODEL NO.	ORDERING CODE	FREQUENCY	DESCRIPTION
PWRO4	7100103	PWFPKSEDCB	7100110	6 Months	Includes sediment and carbon filter only
		PWFPK4RO4	7100115		Includes all filters and membrane
		PWMEM50	7100122	2-5 years	50 gallon per day membrane
		PWILGAC10	7100454	Annual	10" final in-line filter



SYSTEM MODEL NO.	ORDERING CODE	REPLACEMENT FILTER MODEL NO.	ORDERING CODE	FREQUENCY	DESCRIPTION
PWRO4ZRO	7100104	PWFPKSEDCB	7100110	6 Months	Includes sediment and carbon filter only
		PWFPK4RO4	7100115		Includes all filters and membrane
		PWMEM50	7100122	2-5 years	50 gallon per day membrane
		PWILGAC10	7100454	Annual	10" final in-line filter

NOTICE Water conditions may require more frequent cartridge replacements

Replacement filter kits and membranes sold individually (Page 11 & 12).

*The wetted surface of this product contacted by consumable water contains less than 0.25% of lead by weight.

⚠ WARNING **Do not use with water that is microbiologically unsafe or of unknown quality without adequate disinfection before or after the system. Systems certified for cyst reduction may be used on disinfected waters that may contain filterable cysts.**

Replacement Filter Kits



SYSTEM MODEL NO.	ORDERING CODE	REPLACEMENT FILTER MODEL NO.	ORDERING CODE	FREQUENCY	DESCRIPTION
PWRO5MAN	7100105	PWFPK3MAN	7100113	6 Months	Includes sediment and carbon filters only
		PWFPK5MAN	7100114		Includes all filters and membrane
		PWMEM50	7100122	2-5 years	50 gallon per day membrane
		PWILGAC10	7100454	Annual	10" final in-line filter



SYSTEM MODEL NO.	ORDERING CODE	REPLACEMENT FILTER MODEL NO.	ORDERING CODE	FREQUENCY	DESCRIPTION
PWROKC4	7100107	PWFPK2KC4	7100116	6 Months	Includes sediment and pre-carbon filters only
		PWFPK4KC4	7100117		Includes all filters and membrane
		PWMEMKC60	7100125	2-5 years	60 gallon per day membrane
		PWKCGAC13	7100462	Annual	GAC final filter



SYSTEM MODEL NO.	ORDERING CODE	REPLACEMENT FILTER MODEL NO.	ORDERING CODE	FREQUENCY	DESCRIPTION
PWROKCZRO	7100108	PWKCCB13	7100109	6 Months	Carbon Block
		PWFPKKCZW	7100119		Includes all filters and membrane
		PWKCGAC13	7100462	Annual	GAC final filter
		PWMEMKC60	7100125	2-5 years	60 GPD membrane

Replacement RO Membranes



MODEL NO.	ORDERING CODE	DESCRIPTION
PWMEM25	7100120	25 GPD RO Membrane
PWMEM36	7100121	36 GPD RO Membrane
PWMEM50	7100122	50 GPD RO Membrane
PWMEM75	7100123	75 GPD RO Membrane
PWMEM100	7100124	100 GPD RO Membrane
PWMEMKC60	7100125	60 GPD Kwik-Change™ Membrane

NOTICE Water conditions may require more frequent cartridge replacements

Replacement filter kits and membranes sold individually (Page 11 & 12).

*The wetted surface of this product contacted by consumable water contains less than 0.25% of lead by weight.

- Systems for Chlorine, Taste, Odor and Sediment Reduction
- Systems for Sediment Reduction with High Efficiency Micro Z™ Filter Media
- Systems for Iron Manganese and Hydrogen Sulfide Reduction
- Systems for Acid Neutralizing
- Systems for Scale Reduction
- Water Softener- Cabinet Model
- Water Softener — Series PWSSTD
- Water Softener — Series PWSPSE
- Water Softener — Series PWSTA
- Ultraviolet (UV) Disinfection Systems



PWUV


PWSSTD


PWSPSE


PWSTA


PWBWIRON


PWBWCAL



OFRES


PWSCAB30K

How does a Water Softener work?

Basically, the resin or mineral inside the mineral tank is specially designed to remove “hard” particles of lime and calcium, by a simple ion exchange process. The resin beads inside the softener tank have a different or opposite electrical charge than the dissolved particles of the incoming water. Because of this electrical charge difference, the dissolved particles suspended in your water will cling to the resin beads on contact, thereby ridding the water of these particles, causing the water exiting the unit to be “soft”. The resin has a limit to how much of these hardness particles it can hold, which is why there are many different sizes of softeners and also why regeneration or brining is required.

Whole House Water Quality Problems

- ☑ Hardness
- ☑ Iron
- ☑ Manganese
- ☑ Bad tastes
- ☑ Foul odors
- ☑ Chlorine and harmful chlorine by-products
- ☑ Turbidity
- ☑ Acidic water
- ☑ Scale control

The continuous water cycle

Nature intended us to have high-quality water. This is why we have the continuous water cycle, whereby water from our oceans, rivers, lakes and streams fall to the ground as rain or snow and becomes filtered as it seeps through the earth's surface. As the water works its way through the ground it picks up minerals by dissolving limestone, causing water hardness. Water may also come into contact with Iron, Manganese, Arsenic and other contaminants, which cause additional water treatment problems.

The chart below lists typical whole house water quality problems and indicates which equipment effectively corrects any problems you may have in your home.

WATER QUALITY PROBLEMS	SYMPTOMS	RECOMMENDED EQUIPMENT	SERIES NAME
Hardness	Mineral deposits on dishes and glassware; stiff, dingy laundry; high soap usage and need for fabric softeners; dry, itchy skin and scalp; unmanageable hair; extra work to remove soap curd on bathtubs and shower stalls; high energy costs due to scale build-up in pipes and on appliances.	Water Softener	Cabinet Model Series PWSSTD Series PWSPSE Series PWSTA
Chlorine, foul odors and tastes	Chlorine taste; foul odors; damage to hair; itchy skin.	Backwashing filter using activated carbon	Whole House Carbon Systems
Iron & Manganese	Unpleasant metallic tastes; rust particles; staining on plumbing fixtures; red water; odors.	Iron filter	Whole House Iron Systems
Turbidity	Cloudy water; sediment, sand, silt and rust particles.	Media filter	Micro Z Systems
Acidic water (low pH)	Green stains on bathroom sinks and other porcelain (surfaces; blue green water. (Acidic water may cause corrosion of pipes & plumbing fixtures.)	Acid neutralizer using Calcite	Acid Neutralizing Systems
All of the above	All of the above	Reverse Osmosis System	Series - PWRO440
Scale Built-up	Internal scale formation on plumbing surfaces, appliances and plumbing fixtures	OneFlow®	Residential OneFlow Systems

Watts® Water Softeners

"Hard" water is not considered unhealthy; however, hard-water problems end up costing you money through increased soap usage, reliance on water softening products and a shorter life for appliances due to scale build-up in pipes and other factors.

To correct water hardness, Watts offers a wide range of water conditioning systems, designed to improve water quality throughout your entire household.

Enjoy these many benefits Watts® water softeners provide

- Spot-free glassware and dishes
- No mineral deposits on bathtubs and shower stalls
- Brighter, softer laundry
- Less reliance on water-softening products
- Dramatic reduction in soap usage
- Manageable hair because shampoo works better
- Pipes remain free of calcium scale build-up
- Extended life of appliances and reduced energy costs because scale is virtually eliminated
- Spot-free car wash (if softened water is used)

Metered valve for greater efficiency

Our control valve is metered for greater efficiency and reduced salt usage, because regeneration of the softener resin is based on water consumption. Push-button settings provide ease-of-use.

Model selection is typically based on water hardness, water usage, water source and other factors.

See page 16 for Water Softener Sizing Information.

Calculate your hardness

Either in PPM (Parts Per Million) or in GPG (Grains Per Gallon)

- **If you have PPM convert by dividing by 17.1**
- **If you have GPG convert by multiplying by 17.1**

Until you have reached your grain hardness

Compensated hardness

When sizing water conditioning equipment, the hardness should be based on compensated hardness. Compensated hardness takes into consideration minerals and other factors that will reduce the softening capacity of a softener. These items cannot be picked up in a standard hardness test. To arrive at compensated hardness, multiply the figure on the right by the hardness in grains per gallon.

Your Test Hardness	Multiply By	Compensated Hardness
1 — 20	1.1	= _____
21 — 40	1.2	= _____
41 — 70	1.3	= _____
71 — 100	1.4	= _____
101 — Plus	1.5	= _____

Determine if a softener is needed, see defined chart below: Terms Defined

TERM	GPG*	PPM**
Soft	1.0 or less	17.0 or less
Slightly Hard	1.0 to 3.5	17.1 to 60
Moderately Hard	3.5 to 7.0	60 to 120
Hard	7.0 to 10.5	120 to 180
Very Hard	10.5 or over	180 or over

* GPG - Grains Per Gallon
**PPM- Parts Per Million

Always determine both
(1) Flow Rate and
(2) Capacity Total in Grains

FLOW RATES IN PIPES NORMAL TO PEAK		
¾"	=	10-15 GPM
1"	=	16-30 GPM
1¼"	=	30-35 GPM
1½"	=	40-70 GPM
2"	=	65-120 GPM
2½"	=	80-170 GPM
3"	=	120-270 GPM
4"	=	250-500 GPM
6"	=	500-1100 GPM
8"	=	1000-2000 GPM
10"	=	1500-3000 GPM

Softener Sizing Selection Chart

HARDNESS (GRAINS PER GALLON)	NUMBER OF PEOPLE USING SOFTENED WATER IN HOUSEHOLD							
	1 75 gal	2 150 gal	3 225 gal	4 300 gal	5 375 gal	6 450 gal	7 525 gal	8 600 gal
1-5	15k	15k	15k	15k	15k	30k	30k	30k
	12	12	6	6	4	6	4	3
	1700	1600	1500	1500	1400	3500	3400	3300
6-10	15k	15k	15k	30k	30k	30k	30k	45k
	12	4	3	4	4	3	3	4
	800	750	650	1500	1400	1300	1200	2100
11-15	15k	15k	30k	30k	30k	45k	45k	45k
	6	3	4	3	3	3	3	2
	500	400	950	900	800	1300	1200	1100
16-20	15k	15k	30k	45k	45k	45k	60k	60k
	4	3	3	4	3	3	3	2
	375	300	675	1100	1000	900	1200	1100
21-25	15k	30k	30k	45k	45k	60k	60k	90k
	4	4	3	3	2	3	2	3
	250	600	500	800	700	1000	900	1600
25-30	30k	30k	45k	45k	60k	90k	120k	120k
	6	3	3	2	2	3	3	3
	450	400	550	500	700	1000	1500	1400
31-35	30k	30k	45k	60k	90k	90k	120k	120k
	6	3	3	3	4	3	3	3
	400	350	550	700	1200	1100	1500	1400
36-40	30k	45k	45k	60k	90k	120k	120k	-
	4	4	2	2	3	3	3	-
	400	525	450	600	975	1350	1200	-
41-45	45k	45k	60k	90k	90k	120k	-	-
	6	3	3	3	3	3	-	-
	500	400	500	900	800	1000	-	-
45-50	45k	60k	90k	90k	120k	-	-	-
	6	4	4	3	3	-	-	-
	500	600	950	850	1100	-	-	-

KEY TO EACH HORIZONTAL SEGMENT IN CHART
Softener Size (thousands of grains) Model
Number of days between regeneration cycle
Meter setting (gallons used between regeneration cycle)

Meter settings based on softener capacities at minimum brining (6 lbs. / cu. ft.).
For Larger Applications Call Your Watts Representative

Residential Whole House Water Conditioning Systems Part Number Matrix

PW S PSE 45K

Pure Water
- OF = OneFlow
- System Type

S = Softener
- BW = Backwashing
- RES = Residential
- UV = Ultraviolet

System Model
- PSE = Pro SE Series Water Softener
- GAC = Granular Activated Carbon Backwashing System
- MZ = Micro Z Backwashing System
- IRON = Iron Backwashing System
- CAL = Acidic Water Neutralizing System using Calcite
- 0835 = Anti-Scale System – 8 gpm
- 0935 = Anti-Scale System – 12 gpm
- 1035 = Anti-Scale System – 16 gpm
- CAB = Cabinet Style Water Softener
- STD = Standard Water Softener
- PSE = Pro SE Series Water Softener
- TA = Twin Alternating Water Softener
- 2110 = 2 Gallons Per Minute, 110v
- 2220 = 2 Gallons Per Minute, 220v
- 6110 = 6 Gallons Per Minute, 110v
- 6220 = 6 Gallons Per Minute, 220v
- 8110 = 8 Gallons Per Minute, 110v
- 8220 = 8 Gallons Per Minute, 220v
- 12110 = 12 Gallons Per Minute, 110v
- 12220 = 12 Gallons Per Minute, 220v
- BULB = UV Replacement Bulb
- BAL = UV Replacement Ballast
- QS = UV Replacement Quartz Sleeve

System Capacity
- 1 = 1 Cubic Feet of Media
- 1.5 = 1.5 Cubic Feet of Media
- 2 = 2 Cubic Feet of Media
- 3 = 3 Cubic Feet of Media
- 4 = 4 Cubic Feet of Media
- 30K = 30,000 Grain Capacity
- 45K = 45,000 Grain Capacity
- 60K = 60,000 Grain Capacity
- 90K = 90,000 Grain Capacity
- 120K = 120,000 Grain Capacity
- 2 = 2 Gallons per Minute
- 6 = 6 Gallons per Minute
- 8 = 8 Gallons per Minute
- 12 = 12 Gallons per Minute

Series PWBWGAC

Whole House Carbon Systems

Connection Size: 1" (25mm)
Flow Rate: Up to 15 gpm (56 lpm)

Watts Whole House filters for chlorine, taste, odor, and sediment removal.

Our Series PWBWGAC activated carbon filters with the Series Pro SE Control Valve are designed for residential and light commercial applications up to 15 gallons per minute. Watts activated carbon filters are highly popular because they correct a wide range of water quality issues by removing chlorine, taste, odors, organic chemicals, and sediment.

Activated carbon has been used in the treatment of drinking water for over 2000 years. It was found that charred wood products aided in improving the quality of drinking water.



PWBWGAC

Media

We use Aquasorb® coconut shell activated carbon. This is a high-activity granular activated carbon manufactured by steam activation of select coconut shell charcoal. Its high microporosity makes it particularly well suited for the adsorption of low molecular weight compounds at very low concentrations. It is also ideally suited for the removal of oxidizing agents such as chlorine from drinking water. Another important feature of this activated carbon is its superior mechanical hardness which helps assure a clean, low dust product with an exceptionally long life span.

Series Pro SE Control Valve

Manufactured from high-tech materials, the Series Pro SE control valve has been engineered and tested to withstand the equivalent of 27 years of uninterrupted daily use. The proprietary design features a Teflon® coated piston that glides through a series of seals and spacers. This seal/spacer and piston configuration is the most reliable design in control valve technology. The valve features an electronic control for easy programming.

Filter Tank

Features a highly corrosion resistent NSF Certified fiberglass tanks with a thermoplastic inner liner. The tanks are NSF/ANSI Standard 44 or 61 certified.

Benefits

Great tasting water from every tap in your house!

No bad tastes!

No foul odors!

Crystal clear water for drinking, bathing, and cooking!

User-friendly equipment.

Low maintenance due to automatic operation.

Teflon® is a registered trademark of E. I. du Pont de Nemours and Company or its affiliates.

MODEL NO.	ORDERING CODE	VALVE	MINERAL TANK SIZE	MEDIA CUBIC FOOT	GRAVEL (LBS.)	SERVICE FLOW (GPM)	PRESSURE DROP (PSI)	BACKWASH (GPM)	FLOOR SPACE L X W X H
PWBWGAC1	7100126	Time Clock	9" X 48"	1	10	3.7	<15	4	16" X 10" X 55"
PWBWGAC15	7100127	Time Clock	10" X 54"	1.5	10	5.5	<15	5	16" X 11" X 62"
PWBWGAC2	7100128	Time Clock	12" X 52"	2	30	7.4	<15	8	17" X 13" X 60"
PWBWGAC3	7100129	Time Clock	13" X 65"	3	40	11.1	<15	9	18" X 14" X 74"
PWBWGAC4	7100130	Time Clock	16" X 65"	4	60	14.8	<15	15	20" X 17" X 74"

For additional information, access online literature ES-WQ-PWBWGAC

⚠ WARNING **Do not use with water that is microbiologically unsafe or of unknown quality without adequate disinfection before or after the system.**

Series PWBWMZ

Residential Backwashing Filter Systems

Connection Sizes: 1" (25mm)
Flow Rates: Up to 15 gpm (57 lpm)

Watts Whole House filters for superior sediment removal.

Watts Pure Water filtration systems for sediment removal use our high performance Micro Z™ filter media to provide increased loading capacities and higher service flow rates. Micro Z™'s unique external surface offers increased porosity to outperform sand filters by reducing water consumption. A Micro Z™ filter bed holds 2.8 times the amount of solids a sand bed holds, reducing backwash requirements by almost three times.



PWBWMZ

Features

- High service flow rates
- Superior filtration performance!
- Reliable equipment designed for long-term service
- Reduces water consumption because the need to backwash is less
- High solids loading
- 3-5 micron particle size removal
- Single media filter bed

Media

Our Micro Z™ is a special highly efficient granular filter media that has a nominal particle size removal of 3-5 micron. Compare that to sand at 30 micron. Micro Z™ allows sediment to penetrate deep into the bed for high loading efficiencies to reduce backwash demands and overall wastewater generation.

Series Pro SE Control Valve

Manufactured from high-tech materials, the Series Pro SE control valve has been engineered and tested to withstand the equivalent of 27 years of uninterrupted daily use. The proprietary design features a Teflon® coated piston that glides through a series of seals and spacers. This seal/spacer and piston configuration is the most reliable design in valve technology. The valve features an electronic control for easy programming.

Filter Tank

Features a highly corrosion resistant NSF certified fiberglass tanks with a thermoplastic inner liner. The tanks are NSF/ANSI Standard 44 or 61 certified.

Teflon® is a registered trademark of E. I. du Pont de Nemours and Company or its affiliates.

MODEL NO.	ORDERING CODE	VALVE	MINERAL TANK SIZE	MEDIA CUBIC FOOT	GRAVEL (LBS.)	SERVICE FLOW (GPM)	PRESSURE DROP (PSI)	BACKWASH (GPM)	FLOOR SPACE L X W X H
PWBWMZ1	7100131	Time Clock	9" X 48"	1	10	9	15	7	16" x 10" x 55"
PWBWMZ15	7100132	Time Clock	10" X 54"	1.5	10	10	15	9	16" x 11" x 62"
PWBWMZ2	7100133	Time Clock	12" X 52"	2	30	10	15	12	17" x 13" x 60"
PWBWMZ3	7100134	Time Clock	13" X 65"	3	40	15	15	15	18" x 14" x 74"

For additional information, access online literature ES-WQ-PWBWMZ.

⚠ WARNING **Do not use with water that is microbiologically unsafe or of unknown quality without adequate disinfection before or after the system.**

Series PWBWIRON

Whole House Iron, Hydrogen Sulfide, and Manganese Reduction Systems

Connection Size: 1" (25mm)
Flow Rate: Up to 18 gpm (68 lpm)

Watts Whole House Filters for iron, hydrogen sulfide (rotten egg smell), and manganese reduction

Our Whole House Iron Systems are a unique, chemical free, approach to reducing red staining iron, rotten egg smelling hydrogen sulfide, and black staining manganese in your water. These systems use the natural air we breathe to charge the water with oxygen. Together the oxygen and contaminants are introduced onto the surface of our catalytic filtration media. The media uses the oxygen to oxidize the contaminants and then traps the impurities.



PWBWIRON

Benefits

- No chemicals needed for regeneration.
- High flow rates with smaller system space requirements than competing models.
- No bad tastes, odors, or staining caused by iron, hydrogen sulfide, or manganese.
- Crystal clear water for drinking, bathing, and cooking.
- User-friendly equipment.
- Low maintenance due to automatic operation

Media

Our Filox media is an advanced form of manganese dioxide (MD). Virtually all iron, hydrogen sulfide, and manganese removal medias have some percentage of MD. At 80% or greater, Filox boasts the highest percentage of MD and the highest flow rates per cubic foot of all of the iron removal medias on the market today. Filox is NSF/ANSI Standard 61 Certified.

AIO Control Valve

Manufactured from fiber reinforced polymer, the AIO control valve has been engineered for durability and time tested with proven results. It controls the operation of the system including the air draw and air volume control function. The proprietary design features a polymer piston that glides through a series of seals and spacers.

This seal/spacer and piston configuration is the most reliable design in control valve technology. The valve features an electronic controller for easy programming.

Filter Tank

Features a highly corrosion resistant NSF certified fiberglass tanks with a thermoplastic inner liner. The tanks are NSF/ANSI Standard 44 or 61 certified.

Note: Do not use with water that is microbiologically unsafe or of unknown quality without adequate disinfection before or after the system.

MODEL NO.	ORDERING CODE	VALVE	MINERAL TANK SIZE	MEDIA CUBIC FOOT	GRAVEL (LBS.)	SERVICE FLOW (GPM)	PRESSURE DROP (PSI)	BACKWASH (GPM)	FLOOR SPACE L X W X H
PWBWIRON1	7100479	Time Clock	9" x 48"	1	14	6	<15	7	16" x 15" x 55"
PWBWIRON1.5	7100480	Time Clock	10" x 54"	1.5	14	9	<15	8	16" x 15" x 62"
PWBWIRON2	7100481	Time Clock	12" x 52"	2	37	12	<25	12	17" x 15" x 60"
PWBWIRON3	7100482	Time Clock	13" x 65"	3	42	18	<25	15	18" x 15" x 74"

Note: Peak service flow rate is for intermittent use only and is not to be interpreted as continuous service flow rate capability. These systems are designed to treat the domestic water used in a single family dwelling. For irrigation water treatment or higher volume applications please contact your Watts representative.

For additional information, access online literature ES-WQ-PWBWIRON

⚠ WARNING **Do not use with water that is microbiologically unsafe or of unknown quality without adequate disinfection before or after the system.**

Series PWBWCAL

Whole House Acidic Water Neutralizing Systems

Connection Size: 1" (25mm)
Flow Rate: Up to 15 gpm (56 lpm)

Watts Whole House System for increasing the pH of acidic water.

Series PWBWCAL acid neutralizing system are designed for residential applications with intermittent flow rates up to 15 gallons per minute. They stop the corrosion of metal components and fixtures within a plumbing system by neutralizing the acidic nature of supply water that has a pH of less than 7. Periodic backwashing of the media bed cleans it of captured impurities.



PWBWCAL

Features

- Increases the pH of acidic water
- Eliminates the corrosion of plumbing and fixtures caused by low pH water
- No more "green stain" copper deposits in tubs, toilets, and sinks
- Better tasting pH balanced water
- User-friendly equipment
- All tanks have a dome hole access port on the top for checking and adding media
- Low maintenance due to automatic operation

Media

These systems use a high quality granular calcite (calcium carbonate) media to accomplish the neutralization process. As low pH water flows down through the media bed it reacts with the calcite media and dissolves it. This causes the pH of the water to move from an acidic state to a neutral state. This dissolving of the calcite media will require calcite to be added to the bed over time.

Series Pro SE Control Valve

Manufactured from high-tech materials, the Series Pro SE control valve has been engineered and tested to withstand the equivalent of 27 years of uninterrupted daily use. The proprietary design features a Teflon® coated piston that glides through a series of seals and spacers. This seal/spacer and piston configuration is the most reliable design in valve technology. The valve features an electronic control for easy programming.

Filter Tank

Features highly corrosion resistant NSF certified fiberglass tanks with a thermoplastic inner liner. The tanks are NSF/ANSI Standard 44 or 61 certified.

Teflon® is a registered trademark of E. I. du Pont de Nemours and Company or its affiliates.

MODEL NO.	ORDERING CODE	VALVE	MINERAL TANK SIZE	MEDIA CUBIC FOOT	GRAVEL (LBS.)	PEAK SERVICE FLOW (GPM)	PRESSURE DROP (PSI)	BACKWASH (GPM)	FLOOR SPACE L X W X H
PWBWCAL15	7100484	Time Clock	10" X 54"	1.5	10	7	<15	7	16" X 11" X 62"
PWBWCAL2	7100485	Time Clock	12" X 52"	2	30	10	<15	10	17" X 13" X 60"
PWBWCAL3	7100486	Time Clock	13" X 65"	3	40	15	<15	15	18" X 14" X 74"

*Note: Peak service flow rate is for intermittent use only and is not to be interpreted as continuous service flow rate capability. These systems are designed to treat the domestic water used in a single family dwelling. For irrigation water treatment or higher volume applications please contact your Watts representative. Peak service flow rates are based on a 15 psi drop.
Optimum service flow rate is specific to water chemistry and will vary.

For additional information, access online literature ES-WQ-PWBWCAL.

⚠ WARNING **Do not use with water that is microbiologically unsafe or of unknown quality without adequate disinfection before or after the system.**

Series OFRES

Whole House OneFlow® Residential Anti-Scale Systems

Connection Size: 1" (25mm)
Flow Rate: Up to 16 gpm (60 lpm)



OFRES

OneFlow® Residential Anti-Scale Systems provide a home with protection from internal hardness related scale formation on plumbing surfaces. Water using appliances and plumbing fixtures also enjoy a longer lifespan because hardness scale build up on internal parts no longer occurs.

These systems are specifically designed for residential applications. OneFlow® Residential systems should be installed at the point-of-entry to a home to treat both the hot and the cold water. OneFlow® Residential systems prevent scale by transforming dissolved hardness minerals into harmless, inactive microscopic crystal particles. These crystals stay suspended in the water and are passed to drain, thereby having a greatly reduced ability to react negatively like dissolved hardness does. These systems require very little maintenance, no backwashing, no salt, and no electricity. Typical hardness problems, especially build-up of scale in pipes, water heaters, boilers, fixtures, and appliances are no longer a concern. OneFlow® Residential systems are not water softeners or chemical additives (like anti-scalants or sequestrants). They are scale prevention devices with proven third party laboratory test data and years of successful applications. OneFlow® Residential systems are the one water treatment device that effectively provides scale protection in the home and are a great alternative to water softening (ion exchange) or scale sequestering chemicals.

Benefits

Chemical free scale prevention and protection – converts hardness minerals to harmless, inactive microscopic crystals making OneFlow® an effective alternative technology to a water softener for the prevention of scale due to water hardness

- Virtually maintenance free – No salt bags or other chemicals to constantly add
- No control valve, no electricity and no wastewater
- Uses environmentally friendly "green" technology
- Improves efficiency of all water using appliances – both hot* and cold
- Simple sizing & installation
- Perfect system for towns or communities where water softeners are banned or restricted
- OneFlow® - Residential systems do not remove minerals or add sodium to the water supply
- OneFlow® - Residential systems can be installed as a pretreatment to reverse osmosis (OneFlow® should be the last stage in treatment unless a point-of-use system is being used downstream.)
- Systems include a bypass valve for a simplified installation

NOTICE

***Always install OneFlow® Residential systems before the water heating device.**

Replacement Media

MODEL NO.	ORDERING CODE	FREQUENCY
OFRES-0835RM	7300096	Media should be replaced every 3 years
OFRES-0935RM	7300097	Media should be replaced every 3 years
OFRES-1035RM	7300098	Media should be replaced every 3 years

MODEL NO.	ORDERING CODE	CONNECTION SIZE	MINERAL TANK SIZE	MEDIA LITERS	MAXIMUM SERVICE FLOW (GPM)*	PRESSURE DROP (PSI)**	FLOOR SPACE (L X W X H)
OFRES-0835	7100487	1" MNPT	8" X 35"	2	8	<15	13" X 9" X 40"
OFRES-0935	7100488	1" MNPT	9" X 35"	3	12	<15	13.5" X 10" X 40"
OFRES-1035	7100489	1" MNPT	10" X 35"	4	16	<15	14" X 11" X 40"

For additional information, access online literature ES-OFRES.

⚠ WARNING **Do not use with water that is microbiologically unsafe or of unknown quality without adequate disinfection before or after the system.**

Model OFTWH-R

OneFlow® Anti-Scale System for Residential Tankless Water Heaters

Connection Sizes: ¾" (20mm)
Flow Rates: From 0.5 gpm to 6 gpm (1.9 lpm to 22.71 lpm)


OFTWH-R

The OneFlow® Anti-Scale System provides protection from scale formation on internal and external plumbing surfaces. The OneFlow® system is a single cartridge-based system that must be installed on a cold water line prior to a water-heating device (water heater or tankless water heater) for single tankless heaters.

OneFlow® prevents scale by transforming dissolved hardness minerals into harmless, inactive microscopic crystal particles. These crystals stay suspended in the water and are passed to a drain. The system requires very little maintenance, no backwashing, no salt and no electricity. Typical hardness problems, especially build-up of scale in heating elements, pipes, water heaters, boilers and on fixtures are no longer a concern.

OneFlow® is not a water softener. It does not add chemicals. It is a scale prevention device with proven third party laboratory test data and years of successful commercial, residential and food service applications. OneFlow® is the intelligent scale solution and is a great alternative to water softening (ion exchange) or scale sequestering devices.

Features

- Chemical-free scale prevention and protection - converts hardness minerals to harmless, inactive microscopic crystals making OneFlow® an effective alternative technology to a water softener for the prevention of scale due to water hardness
- Virtually maintenance free - No salt bags or other chemicals to constantly add or maintain
- No control valve, no electricity and no wastewater
- Uses environmentally friendly "green" technology
- Improves efficiency of all water heating devices and downstream plumbing components.
- Simple sizing & installation – standard ¾" connections
- Inlet ball valve for easy isolation shutoff and filter changes
- OneFlow® cartridge-based systems are easily maintained; change the cartridge once every two years
- Easily installed mounting bracket included w/filter wrench to allow cartridge change-outs when necessary

Model

MODEL NO.	ORDERING CODE	PEAK FLOW RATE	CONNECTION SIZE
OFTWH-R	0002188	6 gpm (22.71 lpm)	¾" (20mm) FNPT

Replacement Cartridge

MODEL NO.	ORDERING CODE	FREQUENCY
OFTWH-RM-R	0002189	Cartridge should be replaced every 2 YEARS.

For additional information, access online literature ES-OFTWH-RES

⚠ WARNING **Do not use with water that is microbiologically unsafe or of unknown quality without adequate disinfection before or after the system.**

Model PWSCAB30K

Space Saver 30K Cabinet
Whole House Water Softening Systems

Connection Size: 1" (25mm),
Flow Rate: Up to 10 gpm (37.8 lpm)

The Water Softening Process

Hard water contains high levels of dissolved minerals, typically in the form of calcium and iron salts. Water softening reduces the hardness of water using an ion-exchange process. Hard water enters the softener, passing through the ion-exchange media where the minerals are removed by attaching to the resin media. The softened water then flows out to the fixtures. As the minerals build up on the media, the softening ability of the media gradually reduces until the softener switches to the regeneration cycle that removes the minerals from the media. Brine (salt solution) is circulated through the media and is released to drain, carrying away the hardness minerals. The softener then returns to normal operation, resuming the softening process.



PWSCAB30K
Ordering Code: 7100135

Features

- Unique, space-saving low profile design is ergonomically engineered for easy salt fill and storage capacity...holds 170 pounds of salt
- Ultra-safe 12 volt system so you don't have to worry about electrical wiring
- Built-in self-cleaning media for sediment and dirt reduction
- High-capacity, premium softening media assures maximum efficiency for hardness and clear water iron reduction
- Unique safety shutoff valve eliminates overflow
- Exclusive distribution system assures maximum contact with media
- Manufactured using only the finest materials and processes
- Set the electronic control with one button: Regenerates based on water used. No guess work, no waste. Space saving design installs under sink or in limited space

Softener Specifications

Max compensated hardness (grains)	90
Max ferrous iron reduction	10ppm
Media type and amounts	Power clean filter media Super fine mesh resin 1 cu. ft.
Salt usage (lbs.)/Capacity (HC-High Capacity)	10/30,000
Salt usage (lbs.)/Capacity (HE-High Efficiency)	5/21,200
Max water temperature	120°F (49°C)
Mineral tank size	10.5" x 21"
Peak flow rate/psi drop	10 gpm / 14.5
Pressure drop @ service flow rate of 4 gpm	4.0psi
Max flow rate to drain during regeneration (gpm)	2
Water Pressure (minimum – maximum psi)	20/120
Controller type	4 Button
Regeneration time (mins) (HC – High Capacity)	50
Regeneration time (mins) (HE – High Efficiency)	27
Water used / regeneration (gallons) (HC-High Capacity)	35
Water used / regeneration (gallons) (HE-High Efficiency)	21
Frequency of regeneration (days)	Demand
Salt Storage	170 lbs.
Height (in.)	30.5"
Footprint (in.)	15" x 26"
Electrical Rating	12 VAC, 1 Phase 60 Hz
Plumbing connections	1" MNPT
Shipping weight—approximate	115 lbs. (52kgs.)

NOTICE

Capacities are based on resin manufacturer's data and are dependent upon influent water, TDS, temperature, bed depth and flow rates. Feed water must be free of oil and color. Pipe size, tank, and space requirements are in inches.

For additional information, access online literature ES-WQ-PWSCAB30K

⚠ WARNING **Do not use with water that is microbiologically unsafe or of unknown quality without adequate disinfection before or after the system.**

Series PWSSTD

Whole House Water Softeners

Connection Size: 1" (25mm)
Flow Rate: Up to 13 gpm (49 lpm)

Our Series PWSSTD Water Softeners are designed for residential applications up to 13 gallons per minute peak flow rate. This is our most popular selling series because they are priced right and constructed of time-proven materials.



PWSSTD

Features
- Economical
- Top quality components
- Fully assembled ready for installation
- Capacities up to 60,000 grains
- User friendly 5600 control valves
- Brine tanks with grid plates and safety floats
- 1" plumbing connections

Softening Media
Our ion exchange media is a high-capacity polystyrene resin that combines high operating capacity with excellent chemical and physical stability for a long dependable life.

Series 5600 Control Valve
The Series 5600 control valve has enjoyed years of continuous service in the water treatment industry. It is one of the longest running valve series on the market today. We use a metered initiated regeneration so that your system regenerates only when necessary with an accurately measured amount of sodium to conserve water and salt. The valve combines simplicity and durability all in one.

Resin Tank
Features a highly corrosion resistant NSF certified fiberglass tanks with a thermoplastic inner liner. The tanks are approved by NSF, UL, DA, and meet WQA standard S-100.

Brine Tank/Cabinet
The brine tank is a combination brine maker and salt storage vessel that is made of tough corrosion free polyethylene and comes with a safety float to guard against brine tank overflow issues.

PWSSTD

MODEL NO.	PWSSTD30K	PWSSTD45K	PWSSTD60K
Ordering Code	7100136	7100137	7100138
Max/Min Ion Exchange Capacity	30,000/20,000	45,000/30,000	60,0000/40,000
Lbs. of salt required for Max/Min capacity	15/6	22.5/9	30/12
Salt Storage Capacity	300	300	300
Flow Rate in GPM @ 15 PSI Drop	8.8	10	10
Backwash Flow Rate GPM	2.0	2.4	3.5
Drain Line Connection Size	½" NPT	½" NPT	½" NPT
Inlet/Outlet Pipe Size	1"	1"	1"
Electrical Requirements	120V/60Hz	120V/60Hz	120V/60Hz
Mineral Tank Size	A-9" / B-48"	A-10" / B-54"	A-12" / B-52"
Brine Tank Size	18"D x 33"H	18"D x 33"H	18"D x 33"H
Floor space required in inches W x D	31 x 19	32 x 19	34 x 19
Approximate Shipping Weight Lbs.	112	130	190

For additional information, access online literature ES-WQ-PWSSTD.

⚠ WARNING **Do not use with water that is microbiologically unsafe or of unknown quality without adequate disinfection before or after the system.**

Series PWSPSE

Pro SE Residential and Light Commercial Water Softeners

Connection Size: 1" (25mm)
Flow Rate: Up to 15.5 gpm (59 lpm)

Series PWSPSE Water Softeners are designed for residential and light commercial use applications ranging from 30,000 to 90,000 grains of hardness removal capacity at flow rates up to 15.5 gallons per minute.



PWSPSE

Features

- Complete whole house water treatment system
- State-of-the-art computer programming to increase efficiency, save salt and water
- Uses downflow regeneration
- Demand regeneration for highest efficiency
- 5 cycles, all fully adjustable, strong durable Noryl® Valve body
- Weather resistant enclosures
- Full-Flow bypass valve included

Series Pro SE Control Valve

Manufactured from high-tech materials the Series Pro SE valve has been engineered and tested to withstand the equivalent of 27 years of uninterrupted daily use. The proprietary design features a Teflon®-coated piston that works with a seal and spacer. This seal/spacer and piston configuration is the most reliable design in control valve technology.

Electronic Control

The Series Pro SE valve features an advanced electronic control for easy programming. Adjustable brining, adjustable reserve, high efficiency regeneration and simplified programming are now standard.

Softening Media

The exchange media is a high-capacity cation polystyrene resin that combines high operating capacity with excellent chemical and physical stability for long, dependable life.

Resin Tank

Features a highly corrosion resistant NSF certified fiberglass tanks with thermoplastic inner liner. The tanks are NSF/ANSI Standard 44 or 61 certified.

Brine Tank / Cabinet

The brine tank is a combination brine maker and salt storage vessel and is made of tough, corrosion free high-density polyethylene. Brine refill is controlled by the advanced electronic controller, to provide the correct amount of brine for each regeneration.

PWSPSE

MODEL NO.	PWSPSE30K	PWSPSE45K	PWSPSE60K	PWSPSE90K
Ordering code	7100139	7100140	7100141	7100142
Max/Min Ion Exchange Capacity	30,000/20,000	45,000/30,000	60,0000/40,000	90,0000/60,000
Lbs. of salt required for Max/Min capacity	15/6	22.5/9	30/12	45/18
Salt Storage Capacity	300	300	300	400
Flow Rate in GPM @ 15 PSI Drop	12	13.1	14.4	15.5
Backwash Flow Rate GPM	2.0	2.4	3.5	4.0
Drain Line Connection Size	½" NPT	½" NPT	½" NPT	½" NPT
Inlet/Outlet Pipe Size	1"	1"	1"	1"
Electrical Requirements	120V/60Hz	120V/60Hz	120V/60Hz	120V/60Hz
Mineral Tank Size	9"D x 48"H	10"D x 54"H	12"D x 52"H	13"D x 65"H
Brine Tank Size	18"D x 33"H	18"D x 33"H	18"D x 33"H	18"D x 40"H
Floor space required in inches W x D	31 x 19	32 x 19	34 x 19	35 x 19
Approximate Shipping Weight Lbs.	112	130	190	265

For additional information, access online literature PWSPSE

⚠ WARNING **Do not use with water that is microbiologically unsafe or of unknown quality without adequate disinfection before or after the system.**

Series PWSTA

Twin-Alternating Water Softeners with Fleck 9100 Valves

Connection Size: 30K – 60K ¾" (20mm), 90K – 120K 1" (25mm)
Flow Rates: Up to 15 gpm (56 lpm)

Watts Pure Water Series PWSTA Water Softening Systems are highly efficient, twin-alternating, conventional cation exchange type water softeners. They are designed to supply continuous softened water 24/7, without interruption.



PWSTA

Features

- High efficiency, no reserve capacity required
- Top quality components
- Up to 2 CF fully assembled, ready for installation
- Capacities up to 120,000 grains per regeneration
- Reliable electromechanical timer and meter
- ¾" models come with a stainless steel bypass valve
- Safety brine valve with air check included

Softening Media

The exchange media is a high-capacity cation polystyrene resin that combines high operating capacity with excellent chemical and physical stability for long, dependable life.

Resin Tank

Features a highly corrosion resistant NSF certified fiberglass tanks with thermoplastic inner liner. The tanks are NSF/ANSI Standard 44 or 61 certified.

Brine Tank / Cabinet

The brine tank is a combination brine maker and salt storage vessel and is made of tough, corrosion free high-density polyethylene. Brine refill is controlled by the advanced electronic controller, to provide the correct amount of brine for each regeneration.

PWSTA

MODEL NO.	ORDERING CODE	RESIN CU. FT. PER TANK	APP. GPG CAPACITY @ 4 LB CF	APP. GPG CAPACITY @ 15 LB CF	MINERAL TANK SIZE	BRINE TANK SIZE	DRY SALT LBS.	ESTIMATED PEAK GPM	APP. HEIGHT INCH	SHIP WT. LBS.	SHIP WT. KGS.
PWSTA30K	7100143	1	16,000	30,000	(2) 9" x 48"	18" x 40"	400	13	60	180	82
PWSTA45K	7100144	1.5	24,000	45,000	(2)10" x 54"	18" x 40"	400	14	66	250	113
PWSTA60K	7100145	2	32,000	60,000	(2)12" x 52"	18" x 40"	400	15	64	330	150
PWSTA90K	7100146	3	48,000	90,000	(2)14" x 65"	18" x 40"	400	15	76	470	213
PWSTA120K	7100147	4	64,000	120,000	(2)16" x 65"	18" x 40"	400	15	76	625	283

For additional information, access online literature ES-WQ-PWSTA.

⚠ WARNING **Do not use with water that is microbiologically unsafe or of unknown quality without adequate disinfection before or after the system.**

Ordering Information

Gravel

ODERING CODE	DESCRIPTION	APPLICATION	CUBIC FEET PER BAG	CONTAINER WT. (LBS.)	PER PALLET
7300101	Gravel 1/8" x 1/16" (#20) red marking	Sediment, bed support	0.5	50	56
7300102	Gravel 1/4" x 1/8" orange marking	Sediment, bed support	0.5	50	56
7300103	Gravel 1/2" x 1/4" black marking	Sediment, bed support	0.5	50	56
7300104	Gravel 3/4" x 1/2" purple marking	Sediment, bed support	0.5	50	56

Resin

ODERING CODE	DESCRIPTION	APPLICATION	CUBIC FEET PER BAG	CONTAINER WT. (LBS.)	PER PALLET
7300100	Cation Resin 16 x 40 mesh 8 % Crosslink	Water Softener Resin	1	52	40

Carbon

ODERING CODE	DESCRIPTION	APPLICATION	CUBIC FEET PER BAG	CONTAINER WT. (LBS.)	PER PALLET
7300111	Granular Activated Carbon (Coconut Shell) 12 x 40 mesh	Chlorine taste and odor reduction	1	27.5	40
7300110	Catalytic Granular Activated Carbon 12 x 40 mesh	Chloramine taste and odor reduction	1	27.5	40

MicroZ

ODERING CODE	DESCRIPTION	APPLICATION	CUBIC FEET PER BAG	CONTAINER WT. (LBS.)	PER PALLET
7300105	Granular Zeolite 14 x 40 mesh	Sediment, turbidity	1	55	40

Neutralizer

ODERING CODE	DESCRIPTION	APPLICATION	CUBIC FEET PER BAG	CONTAINER WT. (LBS.)	PER PALLET
7300106	Flomag PWT Magnesium Oxide (similar to Corset)	NSF Neutralizer	0.5	55	60
7300107	Calcite	NSF Neutralizer	0.5	55	60

Greensand

ODERING CODE	DESCRIPTION	APPLICATION	CUBIC FEET PER BAG	CONTAINER WT. (LBS.)	PER PALLET
7300109	Greensand Plus	Iron, HS reduction	0.5	42	50

Filox

ODERING CODE	DESCRIPTION	APPLICATION	CUBIC FEET PER BAG	CONTAINER WT. (LBS.)	PER PALLET
7300108	Filox	Iron, HS reduction & Managanese reduction	0.5	57	37

⚠ WARNING **Do not use with water that is microbiologically unsafe or of unknown quality without adequate disinfection before or after the system.**

Series PWUV

Watts UV Disinfection Systems

Pipe Sizes: ½" – 1" (15 – 25mm)
Flow Rate: Up to 12 gpm (45 lpm)

Watts Pure Water PWUV Systems are manufactured from 304 stainless steel and have an audible and visual lamp failure alarm. They are durable and well constructed, yet economically priced.



PWUV

Features

- Disinfection without chemicals
- Effective disinfection for chlorine resistant bacteria, virus and cysts
- Lamps rated for 12-month continuous service life
- Highly polished 304 stainless steel reactor chamber
- Audible and visual alarm indicating lamp failure
- Easy lamp replacement
- Available in 110V and 220V
- 30 mj/cm2 dose at specified flow rate at the end of lamp life

Applications

- Well water
- Homes
- Water systems
- Aquaculture
- Food service
- Water coolers
- RO systems

PWUV

MODEL NO.	ORDERING CODE	FLOW RATE (GPM)	PIPE SIZE	DIMENSIONS (L X W X H)	ELECTRICAL	SHIPPING WEIGHT LBS.	KGS.
PWUV2110	7100155	2	½" MNPT	18" x 6" x 5⅜"	110-130 v / 50-60 Hz	6	3
PWUV2220	7100156	2	½" MNPT	18" x 6" x 5⅜"	200-250 v / 50-60 Hz	6	3
PWUV6110	7100157	6	¾" MNPT	25½" x 6" x 5⅜"	110-130 v / 50-60 Hz	7	3
PWUV6220	7100158	6	¾" MNPT	25½" x 6" x 5⅜"	200-250 v / 50-60 Hz	7	3
PWUV8110	7100159	8	¾" MNPT	32" x 8¼" x 3¾"	110-130 v / 50-60 Hz	9	4
PWUV8220	7100160	8	¾" MNPT	32" x 8¼" x 3¾"	200-250 v / 50-60 Hz	9	4
PWUV12110	7100161	12	1" MNPT	41½" x 8¼" x 3¾"	110-130 v / 50-60 Hz	17	8
PWUV12220	7100162	12	1" MNPT	41½" x 8¼" x 3¾"	200-250 v / 50-60 Hz	17	8

FLOW RATE (GPM)	BULB MODEL NO.	ORDERING CODE	BALLAST MODEL NO.	ORDERING CODE	QUARTZ SLEEVE MODEL NO.	ORDERING CODE
2	PWUVBULB2	7100163	PWUVBAL2	7100167	PWUVQS2	7100169
6	PWUVBULB6	7100164	PWUVBAL6-12	7100168	PWUVQS6	7100170
8	PWUVBULB8	7100165	PWUVBAL6-12	7100168	PWUVQS8	7100171
12	PWUVBULB12	7100166	PWUVBAL6-12	7100168	PWUVQS12	7100172

For additional information, access online literature ES-WQ-PWUV

⚠ WARNING **Do not use with water that is microbiologically unsafe or of unknown quality without adequate disinfection before or after the system.**

- Mini Water Softeners
- Ice Maker Filtration (Wall Mount)
- Reverse Osmosis (Wall Mount)
- Whole House RO (Floor Mount)
- Atmospheric Tank and Pump



PWSMINI



PWICE2



PWICE3



PWR2511



PWRO440



PWTNKPKG

Light Commercial Water Conditioning and RO Systems Part Number Matrix

PW RO 4401

Pure Water

System Type

- S = Softener
- ICE = Ice Series Ice Maker Filtration Systems
- FPK = Filter Pack
- RO = Reverse Osmosis System
- TNK = Storage Tank Package
- MEM = Membrane

System Model

- Mini 4K = Mini Water Softener, 4,000 Grain Capacity
- Mini 8K = Mini Water Softener, 8,000 Grain Capacity
- 1 = Light Commercial Ice Maker Filtration System – 2 gpm
- 2 = Light Commercial Ice Maker Filtration System – 3 gpm
- 3 = Light Commercial Ice Maker Filtration System – 4 gpm
- 4 = Light Commercial Ice Maker Filtration System – 4 gpm
- ICE1 = All replacement cartridges for ICE1 Ice Maker Filtration System
- ICE2 = All replacement cartridges for ICE2 Ice Maker Filtration System
- ICE3 = All replacement cartridges for ICE3 Ice Maker Filtration System
- ICE4 = All replacement cartridges for ICE4 Ice Maker Filtration System
- 4401 = Whole House RO 2200 gpd
- 4402 = Whole House RO 4400 gpd
- 4403 = Whole House RO 6600 gpd
- 165PKG = 165 Gallon Storage Tank Package
- 300PKG = 300 Gallon Storage Tank Package
- 500PKG = 500 Gallon Storage Tank Package
- 150 = 150 Gallon per Day Membrane
- 300 = 300 Gallon per Day Membrane
- 600 = 600 Gallon per Day Membrane
- 2200 = 2200 Gallon per Day Membrane

Series PWSMINI

Commercial and Residential Systems

Sizes: 4K and 8K

Watts Pure Water Mini Water Softeners can be used for industrial tea or espresso machines and steamers or as a pretreatment for small reverse osmosis units for the home and office.

Watts Pure Water 4K and 8K mini water softeners eliminate the problems caused by hard water on tea and espresso equipment, and greatly enhance the quality of the finished product.

Watts offers two sizes of mini water softeners for the removal of CaCO3 (hardness) from the incoming feed water supply. The Mini water softener is designed to prevent scale build-up due to hard water.



PWSMINI4K
Ordering Code: 7100258



PWSMINI8K
Ordering Code: 7100259

Features

- Easy to install
- Simple to recharge
- NSF listed pressure vessel
- High-quality, food-grade softening resin
- Low maintenance cost.
- Reducing bushing included
- Eliminates cloudy iced tea
- Eliminates limescale build-up in tea and espresso machines.
- Reduces maintenance on tea, espresso and steamer equipment.
- Better tasting coffee and tea

For additional information, access online literature ES-WQ-PWSMINI

⚠ WARNING **Do not use with water that is microbiologically unsafe or of unknown quality without adequate disinfection before or after the system.**

Model PWICE1

Light Commercial Ice Maker Filtration Systems

Maximum Flow Rate: 2 gpm (7.6 lpm)

Watts Pure Water Model PWICE1 has been engineered to address and correct multiple common water related problems both efficiently and economically in light commercial applications for ice machines.



PWICE1
Ordering Code: 7100263

Applications
- Ice Machines

Features
- Reduces lime scale build-up in ice machines
- Reduces maintenance—lower maintenance costs
- Better tasting ice and drinks
- Easy to install
- Simple filter replacement
- In/Out valves allow for easy filter service
- Gauges and flush kit included

System Specifications
Maximum Pressure: 125psi/8.6 bar

Maximum Temperature: 100°F/38°C

Inlet/Outlet Connections: ½" FNPT

Maximum Flow Rate: 2 gpm

Filter Cartridge Life Span
Filter cartridges should be changed at 6,000 gallons, 15psi over all system pressure drop at normal flow rate, or 6 months. Whichever comes first.

Please note: Cartridge capacities are estimates and may be less depending on incoming water quality. Cartridges should be changed at least every 6 months.

Replacement Filter Pack- includes all filters

MODEL NO.	ORDERING CODE	FREQUENCY	DESCRIPTION
PWFPKICE1	7100474	6 Months	10" Sediment filter 10" Carbon Block filter 10" Polyphosphate filter

NOTICE Water conditions may require more frequent cartridge replacement

For additional information, access online literature ES-WQ-PWICE1

Model PWICE2

Light Commercial Ice Maker Filtration Systems

Maximum Flow Rate: 3 gpm (11 lpm)

Watts Pure Water Model PWICE2 has been engineered to address and correct multiple common water related problems both efficiently and economically in light commercial applications for ice machines.



PWICE2
Ordering Code: 7100264

Applications
- Ice Machines

Features
- Reduces lime scale build-up in ice machines
- Reduces maintenance – lower maintenance costs
- Better tasting ice and drinks
- Easy to install
- Simple filter replacement
- In/Out valves allow for easy filter service
- Gauges and flush kit included

System Specifications
Maximum Pressure: 125psi/8.6 bar

Maximum Temperature: 100°F/38°C

Inlet/Outlet Connections: ½" FNPT

Maximum Flow Rate: 3 GPM

Filter Cartridge Life Span
Filter cartridges should be changed at 10,000 gallons, 15psi over all system pressure drop at normal flow rate, or 6 months. Whichever comes first.

NOTICE

Cartridge capacities are estimates and may be less depending on incoming water quality. Cartridges should be changed at least every 6 months.

Replacement Filter Pack- includes all filters

MODEL NO.	ORDERING CODE	FREQUENCY	DESCRIPTION
PWFPKICE2	7100475	6 Months	10" Sediment filter 20" Carbon Block filter 10" Polyphosphate filter

NOTICE Water conditions may require more frequent cartridge replacement

For additional information, access online literature ES-WQ-PWICE2.

⚠ WARNING **Do not use with water that is microbiologically unsafe or of unknown quality without adequate disinfection before or after the system.**

Model PWICE3

Light Commercial Ice Maker Filtration Systems

Maximum Flow Rate: 4 gpm (15 lpm)

Watts Pure Water Model PWICE3 has been engineered to address and correct multiple common water related problems both efficiently and economically in light commercial applications for ice machines and drink stations. Water for tea, coffee, and soft drinks is filtered by the triple filter. This filtered water then feeds the remote ice filter for dedicated treatment of the ice machine.



PWICE3
Ordering Code: 7100265

Please note: Cartridge capacities are estimates and may be less depending on incoming water quality. Cartridges should be changed at least every 6 months.

Applications
- Ice Machines

Features
- Reduces lime scale build-up in ice machines and soda machines
- Reduces maintenance—lower maintenance costs
- Better tasting ice and drinks
- Easy to install
- Simple filter replacement
- In/Out valves allow for easy filter service
- Gauges and flush kit included
- Improves the taste of coffee, tea and soft drinks

System Specifications
Maximum Pressure: 125psi/8.6 bar

Maximum Temperature: 100°F/38°C

Inlet/Outlet Connections: ½" FNPT

Maximum Flow Rate: 4 gpm

Filter Cartridge Life Span
Filter cartridges should be changed at 10,000 gallons, 15psi over all system pressure drop at normal flow rate, or 6 months. Whichever comes first.

Replacement Filter Pack- includes all filters

MODEL NO.	ORDERING CODE	FREQUENCY	DESCRIPTION
PWFPKICE3	7100476	6 Months	10" Sediment filter 20" Carbon Block filter (2 required) 10" Polyphosphate filter

NOTICE Water conditions may require more frequent cartridge replacement

For additional information, access online literature ES-WQ-PWICE3.

Model PWICE4

Light Commercial Ice Maker Filtration Systems

Flow Rate: Maximum 4 gpm (15 lpm)

Watts Pure Water Model PWICE4 has been engineered to address and correct multiple common water related problems both efficiently and economically in light commercial applications for ice machines and drink stations. Water for tea, coffee, and soft drinks is filtered by the triple filter. This filtered water then feeds the remote ice filters for dedicated treatment of the ice machine.



PWICE4
Ordering Code: 7100266

Applications
- Ice Machines
- Soda Machines
- Tea Machines
- Espresso Machines

Features
- Reduces lime scale build-up in ice machines
- Reduces maintenance—lower maintenance costs
- Better tasting ice and drinks
- Easy to install
- Simple filter replacement
- In/Out valves allow for easy filter service
- Gauges and flush kit included
- Improves the taste of coffee, tea and soft drinks

System Specifications
Maximum Pressure: 125psi/8.6 bar

Maximum Temperature: 100°F/38°C

Inlet/Outlet Connections: ¾" FNPT with ½" FNPT

Maximum Flow Rate: 4 gpm

NOTICE

Filter Cartridge Life Span
Filter cartridges should be changed at 20,000 gallons, 15psi over all system pressure drop at normal flow rate, or 6 months. Whichever comes first.

Replacement Filter Pack- includes all filters

MODEL NO.	ORDERING CODE	FREQUENCY	DESCRIPTION
PWFPKICE4	7100477	6 Months	10" Sediment filter 20" Carbon Block filter (2 required) 10" Polyphosphate filter (2 required)

NOTICE Water conditions may require more frequent cartridge replacement

For additional information, access online literature ES-WQ-PWICE4.

⚠ WARNING **Do not use with water that is microbiologically unsafe or of unknown quality without adequate disinfection before or after the system.**

Series PWR2511

Commercial Reverse Osmosis Systems

Flow Rates: Up to 1,200 gallons per day (4,542 lpd)



PWR2511

Watts Pure Water Series PWR2511 Reverse Osmosis (RO) Systems are commercial grade high-pressure RO units for the reduction of total dissolved solids from water. They are designed to supply reverse osmosis quality water with production rates ranging from 150 to 1,200 gallons per day. The standard units are designed for wall mounting. Where floor mounting is preferred the optional floor mounting kit Model No. PWR2864 can be specified. Reverse osmosis is a process where high-pressure feed water is fed into a semi-permeable membrane chamber. In the chamber, pure water is allowed to pass through the membrane material and exit as purified permeate water. Dissolved mineral salts are not allowed to pass through the membrane and become a concentrated reject stream that is sent to drain. These RO systems use high-rejection membranes to achieve a minimum average NaCl ionic rejection of 95 percent.

Series PWR2511 RO systems are a rugged, well-designed line of purifiers. This series comes with a pre-selected assortment of features for monitoring and operation. Corrosion resistant 300 psi FRP high pressure membrane housings, inlet and outlet pre-filter pressure gauges, low pressure switch with delayed auto restart, permeate pressure switch, adjustable reject recycle, permeate and reject water flow meters, permeate water check valve, inlet solenoid valve, membrane feed water pressure gauge, adjustable reject valve, and membrane auto flush are all standard features. The standard systems are designed to feed an atmospheric storage tank or a pressurized bladder tank. Reverse osmosis water has a wide variety of applications including municipal water treatment, steam boiler and steam sterilizer make up, laboratory use, spot free rinsing, ice and beverage water, water for cooking, food processing, metal plating and finishing, as well as water for humidification. Reverse osmosis is also the pretreatment of choice for ion exchange type de-ionization (DI) systems. Using RO water as make up to a DI system reduces the exhaustion rate of the DI resin by up to 95 percent saving time, money, and chemicals associated with DI resin regeneration.

Features

- 304 stainless steel wall mounted support frame
- Corrosion resistant 300psi FRP high pressure membrane housing(s)
- Pressure gauges for pre-filter inlet/outlet and membrane feed pressure
- Low feed water pressure safety switch
- Microprocessor based controller with delayed auto restart after low pressure shut down
- High-pressure/high-rejection membranes with 95% minimum average salt rejection
- Permeate and reject water flow meters
- Adjustable reject and reject recycle valves
- Permeate pressure switch and check valve
- Automatic inlet solenoid valve
- Membrane auto flush

Standards

- Pre-filter Housing NSF/ANSI Certified 42
- Pre-filter Cartridge NSF/ANSI Certified 42

NOTICE

Feed Water must be pre-treated for scale prevention (softened), de-chlorinated (carbon filter), and free of sediment.

RO system requires separate RO storage tank/delivery pump - see page #38 or call Pure Water Technical Support at 1.800.224.1299 for details

Notes: Performance specifications are based on 77°F feed water, 3 SDI or less, TDS below 1000 and pH of 8. Please see water temperature conversion charts to determine actual production rate for each installation. Chlorine reduction and other pretreatment may be required. Membrane rejection rates are based on membrane manufacturer's specifications. Pre-Filter is model PWMB10M5 melt blown cartridge. Systems are designed for use with municipal and well water.

⚠ WARNING **Do not use with water that is microbiologically unsafe or of unknown quality without adequate disinfection before or after the system.**

Series PWR2511

Commercial Reverse Osmosis Systems

Ordering Information

MODEL NO.	ORDERING CODE	DESCRIPTION
PWR25111011	7100066	150 Gallon Per Day Reverse Osmosis System With Auto Flush
PWR25112011	7100067	250 Gallon Per Day Reverse Osmosis System With Auto Flush
PWR25113011	7100068	600 Gallon Per Day Reverse Osmosis System With Auto Flush
PWR25113021	7100069	1200 Gallon Per Day Reverse Osmosis System With Auto Flush
PWR2864	7100088	Optional Stainless Steel Leg Kit For All Models

Performance

Maximum Productivity (gallons per day)	150	250	600	1200
Quality (average membrane rejection)	98 %	98 %	98 %	98 %
Recovery (user adjustable)	15 - 75 %	15 – 75%	15 - 75 %	25 - 75 %
Membrane Size	2.5" x 14"	2.5" x 21"	2.5" x 40"	2.5" x 40"
Number Of Membranes	1	1	1	2
Prefilter (system ships with one 5-micron cartridge)	10"			
Feed Water Connection	½" NPT			
Product Water Connection (tubing OD)	⅜"			
Reject Water Connection (tubing OD)	⅜"			
Feed Water Required (maximum)	2.4 gpm			
Feed Water Pressure (minimum)	10 psi			
Drain Required (maximum)	2.4 gpm			
Electrical Requirement	120 VAC 60 Hz 8 amps			
Motor Horse Power	½			
Dimensions W x H x D (approximate)	22" x 32" x 12"		22" x 52" x 12"	
Shipping Weight (estimated pounds)	50	50	60	70

For additional information, access online literature ES-WQ-PWR2511

⚠ WARNING **Do not use with water that is microbiologically unsafe or of unknown quality without adequate disinfection before or after the system.**

Series PWRO440

Whole House Reverse Osmosis Systems Floor Mount

Connection Size: ¾" (20mm)
Max. Productivity: 2200, 4400 and 6600 gallons per day

Watts Pure Water Whole House Floor Mount Reverse Osmosis System with adjustable recovery. The Series PWRO440 uses advanced design with state-of-the art technologies and high-quality components to assure years of trouble-free performance. Includes many standard features that are only available as options on other reverse osmosis systems.



PWRO440

Features

- Powder coated steel frame
- Inlet solenoid valve
- 20" prefilter
- Prefilter pressure gauge
- Multistage centrifugal pump
- Low-pressure protection with microprocessor auto reset
- Tank level input (dry contact)
- Pretreatment interlock input (dry contact)
- 2½" liquid filled pump pressure gauge
- Corrosion resistant 300 psi FRP high pressure membrane housing(s)
- Product flow meter
- Reject flow meter
- Concentrate needle valve
- Non-metallic recycle needle valve
- Feed water and product water TDS monitor

Added Capabilities

- Input for auto shutoff when storage tank is full
- Input for auto shutoff when pre-treatment is in regeneration

Applications

- Whole house
- Boiler feed water
- Humidifiers
- Greenhouses
- Process water
- Electronics
- Car wash spot-free

NOTICE

Feed Water must be pre-treated for scale prevention (softened), de-chlorinated (carbon filter), and free of sediment.

RO system requires separate RO storage tank/delivery pump - see page #38 or call Pure Water Technical Support at 1.800.224.1299 for details

For indoor installation only.

Performance

	PWRO4401	PWRO4402	PWRO4403
Ordering Code	7100152	7100153	7100154
Maximum Productivity (gallons per day) / (lpm)	2200 / 8328	4400 / 16,656	6600 / 24,984
Recovery (user adjustable)	15 - 75%	25 - 75%	32 - 75%
Replacement Pre-Filter	PWMB20M5		
Number of Membranes	1	2	3
Replacement Membrane	PWMEM2200		
Feed Water Required (maximum)	10 gpm (38 lpm)	12 gpm (45 lpm)	14 gpm (53 lpm)
Drain Required (maximum)	10 gpm (38 lpm)	12 gpm (45 lpm)	14 gpm (53 lpm)
Motor Horse Power	¾	1	1½
Electrical Requirement	10 amps	12 amps	15 amps
Dimensions W x D x H	20" x 20" x 50" (600 x 600 x 1270mm)	20" x 20" x 50" (600 x 600 x 1270mm)	20" x 26" x 50" (600 x 600 x 1270mm)
Shipping Weight (estimated lbs.)	120 lbs. / 54 kgs.	150 lbs. / 68 kgs.	180 lbs. / 82 kgs.

Notes:
Maximum production based on a feed water of 77°F, SDI < 1, 1000 ppm TDS, and pH 7. Individual membrane productivity may vary (± 15%). May be operated on other feed waters with reduced capacity. Percent rejection is based on membrane manufacturer's specifications; overall system percent rejection may be less.

For additional information, access online literatureES-WQ-PWRO440.

⚠ WARNING **Do not use with water that is microbiologically unsafe or of unknown quality without adequate disinfection before or after the system.**

Series PWTNKPKG

Atmospheric Tank and Pump Packages

Sizes: 165, 300, 500 gallons (625, 1135, 1893 liters)

Ideal for whole house and light commercial applications. Reduce installation labor with these complete tank and pump packages with components pre-installed to save time and money.



PWTNKPKG

Grundfos® MQ3 Pump

This unique pump is included in the package for re-pressurization. It is a stand alone component, operating independently. Simply plug it in directly to a 110 VAC outlet and the pump turns itself on and off and adjusts speed based on flow.



Features

- Pre-installed float switch
- Polyethylene atmospheric storage tanks with float switch
- Atmospheric storage tank with bulkhead fittings installed
- Junction box connects to the float switch RO system
- UV inhibitors added to storage tank
- Storage tank manufactured from sturdy polyethylene
- Tank walls are translucent for level viewing
- Gallon indicators on side wall
- Basic installation fittings included from storage tank to pump (additional fittings and pipe may be required depending upon application).



Pre Installed Float Switch

MODEL NO.	ORDERING CODE	TANK SIZE GALLONS	FLOAT SWITCH AND JUNCTION BOX	BULKHEAD FITTINGS	OVERFLOW	PUMP
PWTNK165PKG	7100459	165	Installed	Installed	Installed	Grundfos® MQ3
PWTNK300PKG	7100460	300	Installed	Installed	Installed	Grundfos® MQ3
PWTNK500PKG	7100461	500	Installed	Installed	Installed	Grundfos® MQ3

Replacement Commercial RO Membranes

MODEL NO.	ORDERING CODE	GPD	DESCRIPTION	QUANTITY PER CARTON
PWMEM150	7100184	150	2½" x 14" Commercial Membrane	1
PWMEM300	7100185	300	2½" x 21" Commercial Membrane	1
PWMEM600	7100186	600	2½" x 40" Commercial Membrane	1
PWMEM2200	7100187	2200	4" x 40" Commercial Membrane	1

For additional information, access online literature ES-WQ-PWTNKPKG

⚠ WARNING **Do not use with water that is microbiologically unsafe or of unknown quality without adequate disinfection before or after the system.**

- Systems for Scale Control
- Systems for Chlorine, Taste and Odor
- Systems for Sediment Reduction with High Efficiency Micro Z™ Filter Media
- Water Softeners
- Reverse Osmosis



OF220-2



OF1465C



PWC10 PWC30



PWS10



PWS20-2



PWR4021

Models OF110-1, OF120-2 and OF140-4

OneFlow® Anti-Scale System

Connection Sizes: ½" and ¾" (15 and 20mm)
Flow Rates: From 0.5 gpm to 4 gpm (1.9 lpm to 15.2 lpm)

The OneFlow® Anti-Scale System provides protection from scale formation on internal and external plumbing surfaces. The OneFlow® system is a single cartridge-based system that may be installed on a cold water line prior to a water-using device (water heater, hot-beverage system, appliance, steamer etc.) that requires protection from the ill effects of hard water.

OneFlow® prevents scale by transforming dissolved hardness minerals into harmless, inactive microscopic crystal particles. These crystals stay suspended in the water and are passed to a drain, thereby having a greatly reduced ability to react negatively with plumbing surfaces, as opposed to dissolved hardness minerals. The system requires very little maintenance, no backwashing, no salt and no electricity. Typical hardness problems, especially build-up of scale in pipes, water heaters, boilers and on fixtures are no longer a concern.

OneFlow® is not a water softener. It does not add chemicals. It is a scale prevention device with proven third party laboratory test data and years of successful Food Service and Commercial applications. OneFlow® is the intelligent scale solution and is a great alternative to water softening (ion exchange) or scale sequestering devices.



OF110-1



OF120-2



OF140-4

Features

- Chemical free scale prevention and protection - converts hardness minerals to harmless, inactive microscopic crystals making OneFlow® an effective alternative technology to a water softener for the prevention of scale due to water hardness
- Virtually maintenance free - No salt bags or other chemicals to constantly add or maintain
- No control valve, no electricity and no wastewater
- Uses environmentally friendly "green" technology
- Improves efficiency of all water appliances whether heating the water or not
- Simple sizing & installation – all you need to know is pipe size and flow rate
- Perfect system for restaurants, cafeterias and coffee shops where multiple or single equipment protection is desired for longer equipment life and reduced energy consumption
- Inlet ball valve for easy isolation shutoff and filter changes
- OneFlow® does not remove the essential minerals in water
- OneFlow® cartridge-based systems are easily maintained; change the cartridge once per year

Models

MODEL NO.	ORDERING CODE	MAXIMUM FLOW RATE	CONNECTION SIZES
OF110–1	0002148	1 gpm (4 lpm)	½" (15mm) FNPT
OF120–2	0002149	2 gpm (8 lpm)	½" (15mm) FNPT
OF140–4	0002150	4 gpm (15 lpm)	¾" (20mm) FNPT

Replacement Filters

MODEL NO.	ORDERING CODE	FREQUENCY
OF110RM	0002161	Cartridge should be replaced every 12 months
OF120RM	0002162	Cartridge should be replaced every 12 months
OF140RM	0002163	Cartridge should be replaced every 12 months

For additional information, access online literature ES-OF110_120_140

⚠ WARNING **Do not use with water that is microbiologically unsafe or of unknown quality without adequate disinfection before or after the system.**

Models OF210-1, OF220-2 and OF240-4

OneFlow® Anti-Scale System

Connection Sizes: ½" and ¾" (15 and 20mm)
Flow Rates: From 0.5 gpm to 4 gpm (1.9 lpm to 15.2 lpm)

The OneFlow® Anti-Scale System with two filter housings provides protection from scale formation and reduces chlorine and other off tastes to improve overall water quality in Food Service applications. The OneFlow® system is a dual cartridge-based system that may be installed on a cold water line prior to a water-using device (coffee maker, espresso machine, post-mix system or other appliance) that requires protection from the ill effects of hard water. OneFlow® works exceptionally well where the water is being heated or brought to steam.

OneFlow® prevents scale by transforming dissolved hardness minerals into harmless, inactive microscopic crystal particles. These crystals stay suspended in the water and are passed to a drain, thereby having a greatly reduced ability to react negatively with plumbing surfaces, as opposed to dissolved hardness minerals. The system requires very little maintenance, no backwashing, no salt, and no electricity. Typical hardness problems, especially build-up of scale in heating elements, boilers, and steamers, are no longer a concern.

OneFlow® is not a water softener. It does not add chemicals or remove any minerals. It is a scale prevention device with proven third party laboratory test data and years of successful Food Service and Commercial applications. OneFlow® is the intelligent scale solution with chlorine reduction as a great alternative to water softening (ion exchange) or scale sequestering devices.



OF210-1



OF220-2



OF240-4

Features

- Chemical free scale prevention and protection - converts hardness minerals to harmless, inactive microscopic crystals making OneFlow® effective alternative technology to a water softener for the prevention of scale due to water hardness and for the reduction of chlorine for better taste and odor
- Virtually maintenance free - No salt bags or other chemicals to constantly add or maintain
- No control valve, no electricity and no wastewater
- Uses environmentally friendly "green" technology
- Improves efficiency of all water appliances whether heating the water or not
- Simple sizing & installation – all you need to know is pipe size and flow rate
- Perfect system for restaurants, cafeterias and coffee shops where multiple or single equipment protection is desired for longer equipment life and reduced energy consumption
- Inlet ball valve for easy isolation shutoff and filter changes
- OneFlow® does not remove the essential minerals in water
- OneFlow® cartridge-based systems are easily maintained; change the carbon cartridge every 6 months and the OneFlow® media cartridge once per year.

Models

MODEL NO.	ORDERING CODE	MAXIMUM FLOW RATE	CONNECTION SIZES
OF210–1	0002151	1 gpm (4 lpm)	½" (15mm) FNPT
OF220–2	0002152	2 gpm (8 lpm)	½" (15mm) FNPT
OF240–4	0002153	4 gpm (15 lpm)	¾" (20mm) FNPT

Replacement Filters

MODEL NO.	ORDERING CODE	FREQUENCY
OF110RM	0002161	Cartridge should be replaced every 12 months
OF120RM	0002162	Cartridge should be replaced every 12 months
OF140RM	0002163	Cartridge should be replaced every 12 months
OF210RC	0002164	Cartridge should be replaced every 6 months
OF220RC	0002165	Cartridge should be replaced every 6 months
OF240RC	0002166	Cartridge should be replaced every 6 months

For additional information, access online literature ES-OF210_220_240

⚠ WARNING **Do not use with water that is microbiologically unsafe or of unknown quality without adequate disinfection before or after the system.**

Model OFTWH

OneFlow® Anti-Scale System

Connection Sizes: ¾" (20mm)
Flow Rates: From 0.5 gpm to 10 gpm (1.9 lpm to 38 lpm)



OFTWH

The OneFlow® Anti-Scale System provides protection from scale formation on internal and external plumbing surfaces. The OneFlow® system is a single cartridge-based system that must be installed on a cold water line prior to a water-heating device (water heater or tankless water heater) for single tankless heaters.

OneFlow® prevents scale by transforming dissolved hardness minerals into harmless, inactive microscopic crystal particles. These crystals stay suspended in the water and are passed to a drain. The system requires very little maintenance, no backwashing, no salt and no electricity. Typical hardness problems, especially build-up of scale in heating elements, pipes, water heaters, boilers and on fixtures are no longer a concern.

OneFlow® is not a water softener. It does not add chemicals. It is a scale prevention device with proven third party laboratory test data and years of successful commercial, residential and food service applications. OneFlow® is the intelligent scale solution and is a great alternative to water softening (ion exchange) or scale sequestering devices.

Features

- Chemical-free scale prevention and protection - converts hardness minerals to harmless, inactive microscopic crystals making OneFlow® an effective alternative technology to a water softener for the prevention of scale due to water hardness
- Virtually maintenance free - No salt bags or other chemicals to constantly add or maintain
- No control valve, no electricity and no wastewater
- Uses environmentally friendly "green" technology
- Improves efficiency of all water heating devices and downstream plumbing components.
- Simple sizing & installation – standard ¾" connections
- Perfect system for restaurants, cafeterias, coffee shops and homes where multiple or single equipment protection is desired for longer equipment life and reduced energy consumption
- Inlet ball valve for easy isolation shutoff and filter changes
- OneFlow® cartridge-based systems are easily maintained; change the cartridge once every two years
- Easily installed mounting bracket included w/filter wrench to allow cartridge change-outs when necessary

Models

MODEL NO.	ORDERING CODE	PEAK FLOW RATE	CONNECTION SIZE
OFTWH	0002182	10 gpm (38 lpm)	¾" (20mm) FNPT

Replacement Cartridge

MODEL NO.	ORDERING CODE	FREQUENCY
OFTWHRM	0002183	Cartridge should be replaced every 2 YEARS.

For additional information, access online literature ES-OFTWH

⚠ WARNING **Do not use with water that is microbiologically unsafe or of unknown quality without adequate disinfection before or after the system.**

Models OF744-10, OF844-12, OF948-16, OF1054-20 and OF1252-30

OneFlow® Anti-Scale System

Connection Sizes: ¾", 1" and 1¼" (20, 25, 32mm)
Flow Rates: 5 gpm to 30 gpm (38 lpm to 144 lpm)



OF744-10 OF844-12 OF948-16



OF1054-20 OF1252-30

The OneFlow® Anti-Scale System provides protection from scale formation on internal and external plumbing surfaces. The OneFlow® system may be installed at the point-of-entry to a building to treat both hot* and cold water, or it can be located directly before a water heater, boiler, or other hot water-using device that requires protection from the ill effects of hard water.

OneFlow® prevents scale by transforming dissolved hardness minerals into harmless, inactive microscopic crystal particles. These crystals stay suspended in the water and are passed to a drain, thereby having a greatly reduced ability to react negatively like dissolved hardness minerals does. The system requires very little maintenance, no backwashing, no salt, and no electricity. Typical hardness problems, especially build-up of scale in pipes, water heaters, boilers and on fixtures are no longer a concern.

OneFlow® is not a water softener or a chemical additive (like anti-scalants or sequestrants). It is a scale prevention device with proven third party laboratory test data and years of successful residential and commercial applications. OneFlow® is the one water treatment device that effectively provides scale protection and is a great alternative to water softening (ion exchange) or scale sequestering chemicals.

Features

- Chemical free scale prevention and protection – converts hardness minerals to harmless, inactive microscopic crystals making OneFlow® effective alternative technology to a water softener for the prevention of scale due to water hardness
- Virtually maintenance free – No salt bags or other chemicals to constantly add
- No control valve, no electricity and no wastewater
- Uses environmentally friendly "green" technology
- Improves efficiency of all water using appliances – both hot** and cold
- Simple sizing & installation – all you need to know is pipe size and the peak flow rate
- Perfect system for towns or communities where water softeners are banned or restricted
- OneFlow® does not remove minerals or add sodium to the water supply
- OneFlow® can be installed as a pre-treatment to reverse osmosis (OneFlow® should be the last stage in treatment unless a point-of-use system is being used downstream.)

** For hot water applications where water temperature is 110°F – 150°F (43°C – 66°C), please consult ES-OneFlow-HotWater

Connection Options

¾" and 1" Sweat (19 and 25mm)
1" and 1¼" Plastic MPT (25 and 32mm)

Replacement Media

MODEL NO.	ORDERING CODE	FREQUENCY
OF744RM	0002154	Media should be replaced every 3 years
OF844RM	0002155	Media should be replaced every 3 years
OF948RM	0002156	Media should be replaced every 3 years
OF1054RM	0002157	Media should be replaced every 3 years
OF1252RM	0002158	Media should be replaced every 3 years

Models

MODEL NO.	ORDERING CODE	DESCRIPTION
OF744-10-A	0002100	10 GPM, 3/4" Sweat
OF744-10-B	0002101	10 GPM, 1" Sweat
OF744-10-C	0002102	10 GPM, 1" Plastic MPT
OF744-10-D	0002103	10 GPM, 1-1/4" Plastic MPT
OF744-10-E	0002104	10 GPM, 1" Plastic MPT 90 Elbow
OF844-12-A	0002105	12 GPM, 3/4" Sweat
OF844-12-B	0002106	12 GPM, 1" Sweat
OF844-12-C	0002107	12 GPM, 1" Plastic MPT
OF844-12-D	0002108	12 GPM, 1-1/4" Plastic MPT
OF844-12-E	0002109	12 GPM, 1" Plastic MPT 90 Elbow
OF948-16-A	0002110	16 GPM, 3/4" Sweat
OF948-16-B	0002111	16 GPM, 1" Sweat
OF948-16-C	0002112	16 GPM, 1" Plastic MPT
OF948-16-D	0002113	16 GPM, 1-1/4" Plastic MPT
OF948-16-E	0002114	16 GPM, 1" Plastic MPT 90 Elbow
OF1054-20-A	0002115	20 GPM, 3/4" Sweat
OF1054-20-B	0002116	20 GPM, 1" Sweat
OF1054-20-C	0002117	20 GPM, 1" Plastic MPT
OF1054-20-D	0002118	20 GPM, 1-1/4" Plastic MPT
OF1054-20-E	0002119	20 GPM, 1" Plastic MPT 90 Elbow
OF1252-30-A	0002120	30 GPM, 3/4" Sweat
OF1252-30-B	0002121	30 GPM, 1" Sweat
OF1252-30-C	0002122	30 GPM, 1" Plastic MPT
OF1252-30-D	0002123	30 GPM, 1-1/4" Plastic MPT
OF1252-30-E	0002124	30 GPM, 1" Plastic MPT 90 Elbow

For additional information, access online literature ES-OF744_844_948_1054_1252

⚠ WARNING **Do not use with water that is microbiologically unsafe or of unknown quality without adequate disinfection before or after the system.**

Models OF1465-50 and OF1665-75

OneFlow® Anti-Scale System

Connection Sizes: 2" (50mm)
Flow Rates: From 30 gpm to 450 gpm (114 lpm to 1703 lpm)

The OneFlow® Anti-Scale System provides protection from scale formation on internal and external plumbing surfaces. The OneFlow® system may be installed at the point-of-entry to a building to treat both hot* and cold water, or it can be located directly before a water heater, boiler, or other hot water-using device that requires protection from the ill effects of hard water.

OneFlow® prevents scale by transforming dissolved hardness minerals into harmless, inactive microscopic crystal particles, as water travels through the media filled tank. These precipitated micro-crystals stay suspended in the water and are passed to a drain, thereby having a greatly reduced ability to react negatively like dissolved hardness minerals do. The system requires very little maintenance, no backwashing, no salt, and no electricity. Typical hardness problems, especially build-up of scale in pipes, water heaters, boilers and on fixtures are no longer a concern.

OneFlow® is not a water softener or a chemical additive (like anti-scalants or sequestrants). It is a scale prevention device with proven third party laboratory test data and years of successful residential and commercial applications. OneFlow® is the one water treatment device that effectively provides scale protection and is a great alternative to water softening (ion exchange) or scale sequestering chemicals.



OF1465

Features

- Chemical-free scale prevention and protection – converts hardness minerals to harmless, inactive microscopic crystals making OneFlow® an effective alternative technology to a water softener for the prevention of scale due to water hardness
- Virtually maintenance free – No salt bags or other chemicals to constantly add
- No control valve, no electricity and no wastewater
- Uses environmentally friendly "green" technology
- Improves efficiency of all water using appliances – both hot** and cold
- Simple sizing & installation – all you need to know is pipe size and the peak flow rate
- Perfect system for towns or communities where water softeners are banned or restricted
- Manifold assemblies for easy installation of multi-tank, high-flow applications (Can be operated in parallel for full-flow applications.)
- OneFlow® does not remove minerals or add sodium to the water supply
- OneFlow® can be installed as pre-treatment to reverse osmosis (OneFlow® should be the last stage in treatment unless a point-of-use system is being used downstream.)

Connections

Inlet Connection	2" (50mm) PVC Union with 90° Socket
Outlet Connection	2" (50mm) PVC Socket

Models

MODEL NO.	ORDERING CODE	MAXIMUM FLOW RATE
OF1465-50	0002125	50 gpm (189.3 lpm)
OF1665-75	0002126	75 gpm (283.9 lpm)

Replacement Media

MODEL NO.	ORDERING CODE	FREQUENCY
OF1465RM	0002159	Media should be replaced every 3 years
OF1665RM	0002160	Media should be replaced every 3 years

** For hot water applications where water temperature is 110°F – 150°F (43° – 66°C), please consult ES-OneFlow-HotWater

For additional information, access online literature ES-OF1465_1665

⚠ WARNING **Do not use with water that is microbiologically unsafe or of unknown quality without adequate disinfection before or after the system.**

Series PWC

Commercial Carbon Filter Systems

Connection Sizes: 1" to 3" (25 - 80mm)
Flow Rates: Up to 129 gpm (488 lpm)

Watts Pure Water Series PWC Activated Carbon Filters are highly effective backwashing media filtration systems for the removal of chlorine as well as taste, odor, and color caused by organics, from water.

They are suitable for commercial applications with dechlorination flow rates up to 129 gallons per minute with media bed sizes ranging from 1 to 35 cubic feet in size. If higher flow rates are required multiple units can be installed in parallel. The media bed is cleaned of captured sediment by periodic backwashing and flushing. This cleaning cycle is time clock demand initiated and can be programmed to occur at any time that is convenient for the user. All steps of the cleaning cycle as well as returning to service are fully automatic and do not require manual actuation.

Watts Pure Water Series PWC activated carbon filters are designed for point of use or point of entry applications where dechlorinated water is required. Chlorine, an oxidizing agent, is added to municipal water to destroy micro-organisms. Chlorine causes the destruction of reverse osmosis membranes and polymer based ion exchange resins. Chlorine also causes objectionable tastes and odors in certain applications. Activated carbon in general is used for dechlorination, removal of taste, color, and odor caused by organics, as well as trace hydrocarbon removal from water. For applications involving trace hydrocarbon removal or taste, color, and odor removal due to organics, consult your Watts representative for proper sizing and carbon selection. Watts Series PWC activated carbon filters utilize 12x40 mesh coconut shell carbon granules which are tailored for chlorine removal. Coconut shell carbon media has a high micro-porosity which makes it ideally suited for the removal of low molecular weight contaminants such as chlorine. Another advantage of this carbon is its superior hardness, which combined with a de-dusting process in its production, creates an exceptionally clean product with low fines.

These systems are ideal for food and bottled water processing, restaurant drink station water treatment, commercial ice production, soft drink water processing, reverse osmosis pretreatment, ion exchange resin pretreatment, and general dechlorination of municipal water.


PWC10


PWC15


PWC20


PWC30

Features

- WQA Certified fully automatic time clock initiated control valve
- Sophisticated digital electronic controls that store operating history that can be accessed by the user
- Fully adjustable backwash and flush cycles
- Durable brass bodied control valve for years of service
- Dry contact lock out switch for remote interface is standard
- High surface area with a minimum of 1,050 m^2/g, low carbon fines, coconut shell carbon
- Highly corrosion resistant NSF Certified fiberglass tanks
- Durable polypropylene lower distribution system

Standards

Control Valve- WQA Certified to NSF/ANSI Std. 61

Mineral Tank- NSF Certified to ANSI Std. 44 or 61

⚠ WARNING **Do not use with water that is microbiologically unsafe or of unknown quality without adequate disinfection before or after the system.**

Ordering Information

MODEL NO.	ORDERING CODE	DESCRIPTION	PIPE SIZE	SPACE REQUIRED W X D X H	WEIGHT
PWC10111A10	7100009	1 Cubic Foot Carbon Filter with Auto Backwash	1"	10" x 11" x 60"	90 lbs.
PWC10111B10	7100010	1.5 Cubic Foot Carbon Filter with Auto Backwash	1"	11" x 12" x 65"	105 lbs.
PWC10111C10	7100011	2 Cubic Foot Carbon Filter with Auto Backwash	1"	13" x 14" x 65"	117 lbs.
PWC10111D10	7100012	3 Cubic Foot Carbon Filter with Auto Backwash	1"	15" x 16" x 75"	194 lbs.
PWC15121E10	7100013	4 Cubic Foot Carbon Filter with Auto Backwash	1½"	17" x 18" x 75"	254 lbs.
PWC15121G10	7100014	7 Cubic Foot Carbon Filter with Auto Backwash	1½"	23" x 24" x 84"	471 lbs.
PWC20141H10	7100015	10 Cubic Foot Carbon Filter with Auto Backwash	2"	27" x 27" x 95"	735 lbs.
PWC20141I10	7100016	15 Cubic Foot Carbon Filter with Auto Backwash	2"	33" x 33" x 95"	1432 lbs.
PWC30151J10	7100017	20 Cubic Foot Carbon Filter with Auto Backwash	3"	40" x 48" x 114"	1965 lbs.
PWC30151K10	7100018	30 Cubic Foot Carbon Filter with Auto Backwash	3"	46" x 54" x 114"	3038 lbs.
PWC30151L10	7100019	35 Cubic Foot Carbon Filter with Auto Backwash	3"	52" x 60" x 114"	3645 lbs.

Specifications

MODEL NO.	MINERAL TANK			FLOW RATES FOR SERVICE AND BACKWASH	
	TANK SIZE	CARBON FT3	UNDERBED 1/2 X 1/4 - 1/4 X 1/8 - #20	SERVICE GPM CHLORINE REDUCTION	BACKWASH GPM
PWC10111A10	9" x 48"	1.0	- / - / 10 lbs.	3.7 GPM	4.0 GPM
PWC10111B10	10" x 54"	1.5	- / - / 10 lbs.	5.5 GPM	5.0 GPM
PWC10111C10	12" x 52"	2.0	- / - / 30 lbs.	7.4 GPM	7.0 GPM
PWC10111D10	14" x 65"	3.0	- / - / 60 lbs.	11.1 GPM	10 GPM
PWC15121E10	16" x 65"	4.0	- / - / 80 lbs.	14.8 GPM	12 GPM
PWC15121G10	21" x 62"	7.0	- / - / 100 lbs.	25.9 GPM	26 GPM
PWC20141H10	24" x 72"	10	- / 100 lbs. / 100 lbs.	37 GPM	30 GPM
PWC20141I10	30" x 72"	15	- / 200 lbs. / 200 lbs.	55.5 GPM	50 GPM
PWC30151J10	36" x 72"	20	- / 300 lbs. / 200 lbs.	74 GPM	70 GPM
PWC30151K10	42" x 72"	30	- / 400 lbs. / 200 lbs.	111 GPM	90 GPM
PWC30151L10	48" x 72"	35	500 lbs. / 500 lbs. / 500 lbs.	129.5 GPM	100 GPM

For additional information, access online literature ES-WQ-PWC

⚠ WARNING **Do not use with water that is microbiologically unsafe or of unknown quality without adequate disinfection before or after the system.**

Series PWM

Commercial Micro Z™ Filter Systems

Connection Sizes: 1" to 3" (25 - 80 mm)
Flow Rates: Up to 106 gpm (401 lpm)

Watts Pure Water Series PWM Micro Z™ Filters are highly effective backwashing media filtration systems for the removal of sediment and suspended solids from water.

They are suitable for commercial applications with flow rates up to 106 gallons per minute with media bed sizes ranging from 1 to 20 cubic feet in size. If higher flow rates are required multiple units can be installed in parallel. The media bed is cleaned of captured sediment by periodic backwashing and flushing. This cleaning cycle is time clock demand initiated and can be programmed to occur at any time that is convenient for the user. All steps of the cleaning cycle as well as returning to service are fully automatic and do not require manual actuation.

Watts Pure Water Series PWM Sediment Filters are designed for point of use or point of entry applications where filtered water is required. Micro Z™ is a naturally occurring form of Zeolite that offers superior filtration characteristics over and above sand, anthracite, and garnet products currently in use today. The key to Micro Z™'s performance is its hydrophilic properties combined with a jagged external surface texture. This gives Micro Z™ a sediment holding capacity of 2.8 times that of sand, which reduces backwash waste water volumes, and higher service flow rates which reduces over all system size and cost. Micro Z™ has a 3-5 micron nominal particle size removal rating versus 15-30 micron with other conventional back-washable medias.

Reverse osmosis pretreatment, micro and ultra filtration system pretreatment, cartridge filtration pretreatment, sediment reduction in city and rural water, municipal water filtration, as well as general turbidity reduction are all common applications for the Watts Pure Water Series PWM Micro Z™ filter systems.

Filtered water is a cleaner supply water for boilers, solenoid valves, pumps, faucets, aerator screens, reverse osmosis systems, micro and ultra filtration systems, pools, aquariums, washing, and rinsing processes that reduces down time and costly repairs.


PWM10


PWM15


PWM20


PWM30

Features

- WQA Certified fully automatic time clock initiated control valve
- Sophisticated digital electronic controls that store operating history that can be accessed by the user
- Fully adjustable backwash and flush cycles
- Durable brass bodied control valve for years of service
- Dry contact lock out switch for remote interface is standard
- NSF Certified high capacity Micro Z™ filter media
- Highly corrosion resistant NSF Certified fiberglass tanks
- Durable polypropylene lower distribution system

Standards

Control Valve- WQA Certified to NSF/ANSI Std. 61

Micro Z™ Filter Media- NSF Certified to ANSI Std. 61

Mineral Tank- NSF Certified to ANSI Std. 44 or 61

⚠ WARNING **Do not use with water that is microbiologically unsafe or of unknown quality without adequate disinfection before or after the system.**

Systems for Sediment Reduction with High Efficiency Micro Z™ Filter Media

Ordering Information

MODEL NO.	ORDERING CODE	DESCRIPTION	PIPE SIZE	SPACE REQUIRED W X D X H	WEIGHT
PWM10111A10	7100000	1 Cubic Foot Micro Z™ filter with Auto Backwash	1"	10" x 11" x 60"	118 lbs.
PWM10111B10	7100001	1.5 Cubic Foot Micro Z™ filter with Auto Backwash	1"	11" x 12" x 6"5	147 lbs.
PWM10111C10	7100002	2 Cubic Foot Micro Z™ filter with Auto Backwash	1"	13" x 14" x 65"	173 lbs.
PWM15121D10	7100003	3 Cubic Foot Micro Z™ filter with Auto Backwash	1½"	15" x 16" x 75"	278 lbs.
PWM15121E10	7100004	4 Cubic Foot Micro Z™ filter with Auto Backwash	1½"	17" x 18" x 75"	366 lbs.
PWM15121G10	7100005	7 Cubic Foot Micro Z™ filter with Auto Backwash	1½"	23" x 24" x 84"	667 lbs.
PWM20141H10	7100006	10 Cubic Foot Micro Z™ filter with Auto Backwash	2"	27" x 27" x 95"	1015 lbs.
PWM20141I10	7100007	15 Cubic Foot Micro Z™ filter with Auto Backwash	2"	33" x 33" x 95"	1852 lbs.
PWM30151J10	7100008	20 Cubic Foot Micro Z™ filter with Auto Backwash	3"	40" x 48" x 114"	2525 lbs.

Specifications

MODEL NO.	MINERAL TANK			FLOW RATES FOR SERVICE AND BACKWASH			
				SERVICE GPM			
	TANK SIZE	TANK SIZE FT^3	MICRO Z™ Ft^3	10 GPM Ft^2	15 GPM Ft^2	20 GPM Ft^2	BACKWASH GPM
PWM10111A10	9" x 48"	.44	1.0	4.4	6.6	8.8	7.0 GPM
PWM10111B10	10" x 54"	.54	1.5	5.4	8.1	10.8	7.0 GPM
PWM10111C10	12" x 52"	.78	2.0	7.8	11.7	15.6	10 GPM
PWM15121D10	14" x 65"	1.07	3.0	10.7	16.0	21.4	20 GPM
PWM15121E10	16" x 65"	1.39	4.0	13.9	20.8	27.8	20 GPM
PWM15121G10	21" x 62"	2.41	7.0	24.1	36.1	48.2	40 GPM
PWM20141H10	24" x 72"	3.14	10	31.4	47.1	62.8	50 GPM
PWM20141I10	30" x 72"	4.91	15	49.1	73.6	98.2	85 GPM
PWM30151J10	36" x 72"	7.07	20	70.7	106.1	141.4	100 GPM

For additional information, access online literature ES-WQ-PWM

⚠ WARNING **Do not use with water that is microbiologically unsafe or of unknown quality without adequate disinfection before or after the system.**

Series PWS10

Commercial Water Softening Systems

Connection Size: 1" (25 mm)
Flow Rates: Up to 25 gpm (94 lpm)



PWS10

Watts Pure Water Series PWS10 Water Softening Systems are highly efficient conventional cation exchange type water softeners. They are suitable for commercial applications ranging from 30,000 to 120,000 grains of hardness removal and flow rates up to 25 gallons per minute. Regeneration is meter demand initiated. All cycles of regeneration are fully automatic and do not require manual actuation.

Watts Pure Water Series PWS10 water softeners are designed for point of use or point of entry applications where the benefits of softened water are required. These systems exchange scale-forming calcium and magnesium ions with non-scale forming sodium ions to create soft water for a variety of applications. Steam boiler make up water, water heater pretreatment, reverse osmosis pretreatment, sterilizer make up water, washing, and process water are all common applications for the Watts Pure Water Series PWS10 Water Softeners.

Softened water provides a wide variety of benefits from not introducing scale into pipes, valves, water heating equipment, heat exchangers, and cooling towers to reducing mineral build up in areas that see excessive splashing such as food preparation counters and sink areas. Softened water also conserves soaps and cleaning agents by eliminating the formation of soap curd, so your cleaners can work on cleaning - not reacting with the hardness in your water.

Features

- WQA Certified fully automatic metered demand control valve
- Sophisticated digital electronic controls that store operating history that can be accessed by the user
- Fully adjustable regeneration cycles
- Durable brass bodied control valve for years of service
- Dry contact lock out switch for remote interface is standard
- WQA Certified high capacity resin
- Highly corrosion resistant NSF Certified fiberglass tanks
- Durable polypropylene lower distribution system

Standards

Control Valve- WQA Certified to NSF/ANSI Std. 61

Ion Exchange Resin- WQA Certified to NSF/ANSI Std. 44

Mineral Tank- NSF Certified to ANSI Std. 44 or 61

Ordering Information

MODEL NO.	ORDERING CODE	DESCRIPTION	PIPE SIZE	SPACE REQUIRED W X D X H	WEIGHT
PWS10111A11	7100020	1 Cubic Foot Simplex Softener with Flow Meter	1"	18" x 32" x 59"	116 lbs.
PWS10111B11	7100021	1.5 Cubic Foot Simplex Softener with Flow Meter	1"	18" x 33" x 65"	136 lbs.
PWS10111C11	7100022	2 Cubic Foot Simplex Softener with Flow Meter	1"	18" x 35" x 63"	196 lbs.
PWS10111D11	7100023	3 Cubic Foot Simplex Softener with Flow Meter	1"	18" x 40" x 76"	240 lbs.
PWS10111E11	7100024	4 Cubic Foot Simplex Softener with Flow Meter	1"	18" x 40" x 76"	320 lbs.

Specifications

MODEL NO.	MINERAL TANK			BRINE TANK		SOFTENING CAPACITY		LBS. SALT PER REGENERATION		FLOW RATE & PRESSURE		
	TANK SIZE	RESIN FT3	GRAVEL	TANK SIZE	SALT FILL	MAX	MIN	MAX	MIN	SERV GPM	DROP PSI	BKW GPM
PWS10111A11	9" x 48"	1.0	10 lbs.	18" x 40"	400	30 K	20 K	15	6	9/15	15/25	2.0
PWS10111B11	10" x 54"	1.5	10 lbs.	18" x 40"	400	45 K	30 K	22.5	9	10/15	15/25	2.4
PWS10111C11	12" x 52"	2.0	30 lbs.	18" x 40"	400	60 K	40 K	30	12	15/20	15/25	3.5
PWS10111D11	14" x 65"	3.0	60 lbs.	18" x 40"	400	90 K	60 K	45	18	18/23	15/25	5.0
PWS10111E11	16" x 65"	4.0	80 lbs.	18" x 40"	400	120 K	80 K	60	24	19/25	15/25	7.0

For additional information, access online literature ES-WQ-PWS10

⚠ WARNING **Do not use with water that is microbiologically unsafe or of unknown quality without adequate disinfection before or after the system.**

Series PWS10T

Commercial Water Softening Systems

Connection Size: 1" (25mm)
Flow Rates: Up to 25 gpm (94 lpm)

Watts Pure Water Series PWS10T Water Softening Systems are highly efficient, twin alternating, conventional cation exchange type water softeners. They are designed to supply continuous softened water without interruption.

Series PWS10T water softeners are suitable for commercial applications ranging from 30,000 to 120,000 grains of hardness removal per tank and flow rates up to 25 gallons per minute. Regeneration is meter demand initiated. All cycles of regeneration are fully automatic and do not require manual actuation.

Watts Pure Water Series PWS10T water softeners are designed for point-of-use or point-of-entry applications where the benefits of softened water are required and water demand is round the clock. These systems exchange scale-forming calcium and magnesium ions with non-scale forming sodium ions to create soft water for a variety of applications. Steam boiler make up water, water heater pre-treatment, reverse osmosis pretreatment, cooling tower make up water, sterilizer make up water, washing, and process water are all common applications for the Watts Pure Water Series PWS10T water softeners.

Softened water provides a wide variety of benefits from not introducing scale into pipes, valves, water heating equipment, heat exchangers, and cooling towers to reducing mineral build up in areas that see excessive splashing such as food preparation counters and sink areas. Softened water also conserves soaps and cleaning agents by eliminating the formation of soap curd, so your cleaners can work on cleaning - not reacting with the hardness in your water.



PWS10T

Features

- Twin alternating design for continuous softened water
- WQA Certified fully automatic metered demand control valve
- Sophisticated digital electronic controls that store operating history that can be accessed by the user
- Fully adjustable regeneration cycles
- Durable brass bodied control valve for years of service
- Dry contact lock out switch for remote interface is standard
- WQA Certified high capacity resin
- Highly corrosion resistant NSF Certified fiberglass tanks
- Durable polypropylene lower distribution system

Standards

Control Valve- WQA Certified to NSF/ANSI Std. 61

Ion Exchange Resin- WQA Certified to NSF/ANSI Std. 44

Mineral Tank- NSF Certified to ANSI Std. 44 or 61

Ordering Information

MODEL NO.	ORDERING CODE	DESCRIPTION	PIPE SIZE	SPACE REQUIRED D X W X H	WEIGHT
PWS10T161A21	7100055	1 Cubic Foot Twin Alt. Water Softener with Flow Meter	1"	18" x 42" x 70"	230 lbs.
PWS10T161B21	7100056	1.5 Cubic Foot Twin Alt. Water Softener with Flow Meter	1"	18" x 44" x 76"	290 lbs.
PWS10T161C21	7100057	2 Cubic Foot Twin Alt. Water Softener with Flow Meter	1"	18" x 48" x 74"	350 lbs.
PWS10T161D21	7100058	3 Cubic Foot Twin Alt. Water Softener with Flow Meter	1"	18" x 58" x 87"	500 lbs.
PWS10T161E21	7100059	4 Cubic Foot Twin Alt. Water Softener with Flow Meter	1"	18" x 62" x 87"	650 lbs.

Specifications

MODEL NO.	MINERAL TANK			BRINE TANK		SOFTENING CAPACITY		LBS. SALT PER REGENERATION		FLOW RATE & PRESSURE		
	Tank Size	*Resin Ft³*	*Gravel #20*	*Tank Size*	*Salt Fill*	*Max*	*Min*	*Max*	*Min*	*Serv GPM*	*Drop PSI*	*BKW GPM*
PWS10T161A21	9" x 48"	1.0	10 lbs.	18" x 40"	400	30 K	20 K	15	6	9/15	15/25	2.0
PWS10T161B21	10" x 54"	1.5	10 lbs.	18" x 40"	400	45 K	30 K	22.5	9	10/15	15/25	2.4
PWS10T161C21	12" x 52"	2.0	30 lbs.	18" x 40"	400	60 K	40 K	30	12	15/20	15/25	3.5
PWS10T161D21	14" x 65"	3.0	60 lbs.	18" x 40"	400	90 K	60 K	45	18	18/23	15/25	5.0
PWS10T161E21	16" x 65"	4.0	80 lbs.	18" x 40"	400	120 K	80 K	60	24	19/25	15/25	7.0

For additional information, access online literature ES-WQ-PWS10T

⚠ WARNING **Do not use with water that is microbiologically unsafe or of unknown quality without adequate disinfection before or after the system.**

Series PWS15

Commercial Water Softening Systems

Connection Size: 1½" (40 mm)
Flow Rates: Up to 55 gpm (208 lpm)



PWS15

Watts Pure Water Series PWS15 Water Softening Systems are highly efficient conventional cation exchange type water softeners. They are suitable for commercial applications ranging from 60,000 to 300,000 grains of hardness removal and flow rates up to 55 gallons per minute. Regeneration is meter demand initiated. All cycles of regeneration are fully automatic and do not require manual actuation.

Watts Pure Water Series PWS15 water softeners are designed for point of use or point of entry applications where the benefits of softened water are required. These systems exchange scale-forming calcium and magnesium ions with non scale-forming sodium ions to create soft water for a variety of applications. Steam boiler make up water, water heater pretreatment, reverse osmosis pretreatment, sterilizer make up water, washing, and process water are all common applications for the Watts Pure Water Series PWS15 water softeners.

Softened water provides a wide variety of benefits from not introducing scale into pipes, valves, water heating equipment, heat exchangers, and cooling towers to reducing mineral build-up in areas that see excessive splashing such as food preparation counters and sink areas. Softened water also conserves soaps and cleaning agents by eliminating the formation of soap curd, so your cleaners can work on cleaning - not reacting with the hardness in your water.

Features

- WQA Certified fully automatic metered demand control valve
- Sophisticated digital electronic controls that store operating history that can be accessed by the user
- Fully adjustable regeneration cycles
- Durable brass bodied control valve for years of service
- Dry contact lock out switch for remote interface is standard
- WQA Certified high capacity resin
- Highly corrosion resistant NSF Certified fiberglass tanks
- Durable polypropylene lower distribution system

Standards

Control Valve- WQA Certified to NSF/ANSI Std. 61

Ion Exchange Resin- WQA Certified to NSF/ANSI Std. 44

Mineral Tank- NSF Certified to ANSI Std. 44 or 61

Ordering Information

MODEL NO.	ORDERING CODE	DESCRIPTION	PIPE SIZE	SPACE REQUIRED W X D X H	WEIGHT
PWS15121C11	7100025	2 Cubic Foot Simplex Softener with Flow Meter	1½"	24" x 42" x 75"	210 lbs.
PWS15121D11	7100026	3 Cubic Foot Simplex Softener with Flow Meter	1½"	24" x 44" x 87"	240 lbs.
PWS15121E11	7100027	4 Cubic Foot Simplex Softener with Flow Meter	1½"	24" x 46" x 87"	320 lbs.
PWS15121F11	7100028	5 Cubic Foot Simplex Softener with Flow Meter	1½"	24" x 50" x 87"	380 lbs.
PWS15121G11	7100029	7 Cubic Foot Simplex Softener with Flow Meter	1½"	24" x 52" x 84"	585 lbs.
PWS15121H11	7100030	10 Cubic Foot Simplex Softener with Flow Meter	1½"	39" x 69" x 96"	710 lbs.

Specifications

MODEL NO.	MINERAL TANK			BRINE TANK		SOFTENING CAPACITY		LBS. SALT PER REGENERATION		FLOW RATE & PRESSURE		
	TANK SIZE	RESIN FT3	GRAVEL	TANK SIZE	SALT FILL	MAX	MIN	MAX	MIN	SERV GPM	DROP PSI	BKW GPM
PWS15121C11	12" x 52"	2.0	30 lbs.	18" x 40"	400	60 K	40 K	30	12	15/20	15/25	4.0
PWS15121D11	14" x 65"	3.0	60 lbs.	18" x 40"	400	90 K	60 K	45	18	17/22	15/25	5.0
PWS15121E11	16" x 65"	4.0	80 lbs.	18" x 40"	400	120 K	80 K	60	24	25/40	15/25	7.0
PWS15121F11	18" x 65"	5.0	100 lbs.	24" x 41"	600	150 K	100 K	75	30	30/50	15/25	11.0
PWS15121G11	21" x 62"	7.0	100 lbs.	24" x 50"	800	210 K	140 K	105	42	35/53	15/25	13.0
PWS15121H11	24" x 72"	10.0	200 lbs.	30" x50"	1400	300 K	200 K	150	60	40/55	15/25	15.0

For additional information, access online literature ES-WQ-PWS15

⚠ WARNING **Do not use with water that is microbiologically unsafe or of unknown quality without adequate disinfection before or after the system.**

Series PWS15T

Commercial Water Softening Systems

Connection Size: 1½" (40 mm)
Flow Rates: Up to 55 gpm (208 lpm)

Watts Pure Water Series PWS15T Water Softening Systems are highly efficient, twin alternating, conventional cation exchange type water softeners. They are designed to supply continuous softened water without interruption.

Series PWS15T water softeners are suitable for commercial applications ranging from 60,000 to 300,000 grains of hardness removal per tank and flow rates up to 55 gallons per minute. Regeneration is meter demand initiated. All cycles of regeneration are fully automatic and do not require manual actuation.

Watts Pure Water Series PWS15T water softeners are designed for point of use or point of entry applications where the benefits of softened water are required and water demand is round the clock. These systems exchange scale-forming calcium and magnesium ions with non-scale forming sodium ions to create soft water for a variety of applications.

Steam boiler make up water, water heater pretreatment, reverse osmosis pretreatment, cooling tower make up water, sterilizer make up water, washing, and process water are all common applications for the Watts Pure Water Series PWS15T water softeners.

Softened water provides a wide variety of benefits from not introducing scale into pipes, valves, water heating equipment, heat exchangers, and cooling towers to reducing mineral build up in areas that see excessive splashing such as food preparation counters and sink areas. Softened water also conserves soaps and cleaning agents by eliminating the formation of soap curd, so your cleaners can work on cleaning - not reacting with the hardness in your water.



PWS15T

Features

- Twin alternating design for continuous softened water
- WQA Certified fully automatic metered demand control valve
- Sophisticated digital electronic controls that store operating history that can be accessed by the user
- Fully adjustable regeneration cycles
- Durable brass bodied control valve for years of service
- Dry contact lock out switch for remote interface is standard
- WQA Certified high capacity resin
- Highly corrosion resistant NSF Certified fiberglass tanks
- Durable polypropylene lower distribution system

Standards

Control Valve- WQA Certified to NSF/ANSI Std. 61

Ion Exchange Resin- WQA Certified to NSF/ANSI Std. 44

Mineral Tank- NSF Certified to ANSI Std. 44 or 61

Ordering Information

MODEL NO.	ORDERING CODE	DESCRIPTION	PIPE SIZE	SPACE REQUIRED W X D X H	WEIGHT
PWS15T171C21	7100060	2 Cubic Foot Twin Alt. Water Softener with Flow Meter	1½"	24" x 42" x 75"	370 lbs.
PWS15T171D21	7100061	3 Cubic Foot Twin Alt. Water Softener with Flow Meter	1½"	24" x 44" x 87"	550 lbs.
PWS15T171E21	7100062	4 Cubic Foot Twin Alt. Water Softener with Flow Meter	1½"	24" x 46" x 87"	720 lbs.
PWS15T171F21	7100063	5 Cubic Foot Twin Alt. Water Softener with Flow Meter	1½"	24" x 50" x 89"	900 lbs.
PWS15T171G21	7100064	7 Cubic Foot Twin Alt. Water Softener with Flow Meter	1½"	24" x 52" x 89"	1215 lbs.
PWS15T171H21	7100065	10 Cubic Foot Twin Alt. Water Softener with Flow Meter	1½"	39" x 69" x 96"	1750 lbs.

Specifications

MODEL NO.	MINERAL TANK			BRINE TANK		SOFTENING CAPACITY		LBS. SALT PER REGENERATION		FLOW RATE & PRESSURE		
	TANK SIZE	RESIN FT3	GRAVEL	TANK SIZE	SALT FILL	MAX	MIN	MAX	MIN	SERV GPM	DROP PSI	BKW GPM
PWS15T171C21	12" x 52"	2.0	30 lbs.	24" x 41"	600	60 K	40 K	30	12	15/20	15/25	5.0
PWS15T171D21	14" x 65"	3.0	60 lbs.	24" x 41"	600	90 K	60 K	45	18	17/22	15/25	7.0
PWS15T171E21	16" x 65"	4.0	80 lbs.	24" x 41"	600	120 K	80 K	60	24	25/40	15/25	9.0
PWS15T171F21	18" x 65"	5.0	100 lbs.	24" x 41"	600	150 K	100 K	75	30	30/50	15/25	12.0
PWS15T171G21	21" x 62"	7.0	100 lbs.	24" x 50"	800	210 K	140 K	105	42	35/53	15/25	15.0
PWS15T171H21	24" x 72"	10.0	200 lbs.	30" x 50"	1200	300 K	200 K	150	60	40/55	15/25	15.0

For additional information, access online literature ES-WQ-PWS15T

⚠ WARNING **Do not use with water that is microbiologically unsafe or of unknown quality without adequate disinfection before or after the system.**

Series PWS20 and PWS20-2

Commercial Water Softening Systems

Connection Size: 2" (50mm)
Flow Rates: Up to 105 gpm (397 lpm)

Watts Pure Water Series PWS20 Water Softening Systems are highly efficient conventional cation exchange type water softeners. They are suitable for commercial applications ranging from 90,000 to 600,000 grains of hardness removal per tank and flow rates up to 105 gallons per minute. Where continuous softened water is required PWS20-2 duplex alternating systems can be specified for uninterrupted service. Regeneration is meter demand initiated. All cycles of regeneration are fully automatic and do not require manual actuation.

Watts Pure Water Series PWS20 water softeners are designed for point of use or point of entry applications where the benefits of softened water are required. These systems exchange scale-forming calcium and magnesium ions with non-scale forming sodium ions to create soft water for a variety of applications.

Steam boiler make up water, water heater pretreatment, reverse osmosis pretreatment, cooling tower make up water, sterilizer make up water, washing, and process water are all common applications for the Watts Pure Water Series PWS20 water softeners.

Softened water provides a wide variety of benefits from not introducing scale into pipes, valves, water heating equipment, heat exchangers, and cooling towers to reducing mineral build up in areas that see excessive splashing such as food preparation counters and sink areas. Softened water also conserves soaps and cleaning agents by eliminating the formation of soap curd, so your cleaners can work on cleaning - not reacting with the hardness in your water.



PWS20



PWS20-2

Features

- WQA Certified fully automatic metered demand control valve
- Sophisticated digital electronic controls that store operating history that can be accessed by the user
- Fully adjustable regeneration cycles
- Durable brass bodied control valve for years of service
- Dry contact lock out switch for remote interface is standard
- WQA Certified high capacity resin
- Highly corrosion resistant NSF Certified fiberglass tanks
- Durable polypropylene lower distribution system

Standards

Control Valve- WQA Certified to NSF/ANSI Std. 61

Ion Exchange Resin- WQA Certified to NSF/ANSI Std. 44

Mineral Tank- NSF Certified to ANSI Std. 44 or 61

⚠ WARNING **Do not use with water that is microbiologically unsafe or of unknown quality without adequate disinfection before or after the system.**

Ordering Information

MODEL NO.	ORDERING CODE	DESCRIPTION	SPACE REQUIRED W X D X H	WEIGHT
PWS20131D11	7100031	3 Cubic Foot 2" Simplex Softener with Flow Meter	18" x 37" x 87"	265 lbs.
PWS20131E11	7100032	4 Cubic Foot 2" Simplex Softener with Flow Meter	18" x 39" x 87"	350 lbs.
PWS20131F11	7100033	5 Cubic Foot 2" Simplex Softener with Flow Meter	24" x 48" x 89"	400 lbs.
PWS20131G11	7100034	7 Cubic Foot 2" Simplex Softener with Flow Meter	24" x 52" x 89"	600 lbs.
PWS20131H11	7100035	10 Cubic Foot 2" Simplex Softener with Flow Meter	30" x 60" x 96"	710 lbs.
PWS20131I11	7100036	15 Cubic Foot 2" Simplex Softener with Flow Meter	39" x 75" x 106"	1160 lbs.
PWS20131J11	7100037	20 Cubic Foot 2" Simplex Softener with Flow Meter	39" x 81" x 107"	1560 lbs.
PWS20131D21	7100038	3 Cubic Foot 2" Duplex Alternating Softener with Flow Meter	18" x 60" x 87"	450 lbs.
PWS20131E21	7100039	4 Cubic Foot 2" Duplex Alternating Softener with Flow Meter	18" x 64" x 87"	500 lbs.
PWS20131F21	7100040	5 Cubic Foot 2" Duplex Alternating Softener with Flow Meter	24" x 72" x 89"	800 lbs.
PWS20131G21	7100041	7 Cubic Foot 2" Duplex Alternating Softener with Flow Meter	24" x 80" x 89"	1200 lbs.
PWS20131H21	7100042	10 Cubic Foot 2" Duplex Alternating Softener with Flow Meter	30" x 90" x 96"	1400 lbs.
PWS20131I21	7100043	15 Cubic Foot 2" Duplex Alternating Softener with Flow Meter	39" x 111" x 106"	2200 lbs.
PWS20131J21	7100044	20 Cubic Foot 2" Duplex Alternating Softener with Flow Meter	39" x 123" x 107"	3000 lbs.

Specifications

MODEL NO.	MINERAL TANK			BRINE TANK		SOFTENING CAPACITY		LBS. SALT PER REGENERATION		FLOW RATE & PRESSURE		
	TANK SIZE	RESIN FT3	GRAVEL	TANK SIZE	SALT FILL	MAX	MIN	MAX	MIN	SERV GPM	DROP PSI	BKW GPM
PWS20131D11	14" x 65"	3	60 lbs.	18" x 40"	400	90 K	60 K	45	18	25/40	15/25	5
PWS20131E11	16" x 65"	4	80 lbs.	18" x 40"	400	120 K	80 K	60	24	35/55	15/25	7
PWS20131F11	18" x 65"	5	100 lbs.	24" x 41"	600	150 K	100 K	75	30	57/65	15/25	10
PWS20131G11	21" x 62"	7	100 lbs.	24" x 50"	600	210 K	140 K	105	42	60/77	15/25	12
PWS20131H11	24" x 72"	10	200 lbs.	30" x 50"	1200	300 K	200 K	150	60	74/97	15/25	15
PWS20131I11	30" x 72"	15	400 lbs.	39" x 48"	2200	450 K	300 K	225	90	80/100	15/25	25
PWS20131J11	36" x 72"	20	500 lbs.	39" x 48"	2200	600 K	400 K	300	120	84/105	15/25	35

For additional information, access online literature ES-WQ-PWS20_S20-2

⚠ WARNING **Do not use with water that is microbiologically unsafe or of unknown quality without adequate disinfection before or after the system.**

Series PWS30 and PWS30-2

Commercial Water Softening Systems

Connection Size: 3" (80 mm)
Flow Rates: Up to 280 gpm (1059 lpm)

Watts Pure Water Series PWS30 Water Softening Systems are highly efficient conventional cation exchange type water softeners. They are suitable for commercial applications ranging from 300,000 to 1,050,000 grains of hardness removal per tank and flow rates up to 280 gallons per minute. Where continuous softened water is required PWS30-2 duplex alternating systems can be specified for uninterrupted service. Regeneration is meter demand initiated. All cycles of regeneration are fully automatic and do not require manual actuation.

Watts Pure Water Series PWS30 water softeners are designed for point of use or point of entry applications where the benefits of softened water are required. These systems exchange scale-forming calcium and magnesium ions with non-scale forming sodium ions to create soft water for a variety of applications. Steam boiler make up water, water heater pretreatment, reverse osmosis pretreatment, cooling tower make up water, sterilizer make up water, washing, and process water are all common applications for the Watts Pure Water Series PWS30 water softeners.

Softened water provides a wide variety of benefits from not introducing scale into pipes, valves, water heating equipment, heat exchangers, and cooling towers to reducing mineral build up in areas that see excessive splashing such as food preparation counters and sink areas. Softened water also conserves soaps and cleaning agents by eliminating the formation of soap curd, so your cleaners can work on cleaning - not reacting with the hardness in your water.



PWS30



PWS30-2

Features

- WQA Certified fully automatic metered demand control valve
- Sophisticated digital electronic controls that store operating history that can be accessed by the user
- Fully adjustable regeneration cycles
- Durable brass bodied control valve for years of service
- Dry contact lock out switch for remote interface is standard
- WQA Certified high capacity resin
- Highly corrosion resistant NSF Certified fiberglass tanks
- Durable polypropylene lower distribution system

Standards

Control Valve- WQA Certified to NSF/ANSI Std. 61

Ion Exchange Resin- WQA Certified to NSF/ANSI Std. 44

Mineral Tank- NSF Certified to ANSI Std. 44 or 61

⚠ WARNING **Do not use with water that is microbiologically unsafe or of unknown quality without adequate disinfection before or after the system.**

Ordering Information

MODEL NO.	ORDERING CODE	DESCRIPTION	SPACE REQUIRED W X D X H	WEIGHT
PWS30151H11	7100045	10 Cubic Foot 3" Simplex Softener with Flow Meter	39" x 69" x 103"	1070 lbs.
PWS30151I11	7100046	15 Cubic Foot 3" Simplex Softener with Flow Meter	39" x 75" x 107"	1600 lbs.
PWS30151J11	7100047	20 Cubic Foot 3" Simplex Softener with Flow Meter	39" x 81" x 109"	2015 lbs.
PWS30151K11	7100048	30 Cubic Foot 3" Simplex Softener with Flow Meter	42" x 90" x 117"	3245 lbs.
PWS30151L11	7100049	35 Cubic Foot 3" Simplex Softener with Flow Meter	50" x 104" x 117"	4295 lbs.
PWS30151H21	7100050	10 Cubic Foot 3" Duplex Alternating Softener with Flow Meter	39" x 100" x 103"	2070 lbs.
PWS30151I21	7100051	15 Cubic Foot 3" Duplex Alternating Softener with Flow Meter	39" x 117" x 107"	3000 lbs.
PWS30151J21	7100052	20 Cubic Foot 3" Duplex Alternating Softener with Flow Meter	39" x 129" x 109"	4015 lbs.
PWS30151K21	7100053	30 Cubic Foot 3" Duplex Alternating Softener with Flow Meter	42" x 144" x 117"	6245 lbs.
PWS30151L21	7100054	35 Cubic Foot 3" Duplex Alternating Softener with Flow Meter	50" x 164" x 117"	8295 lbs.

Specifications

MODEL NO.	MINERAL TANK			BRINE TANK		SOFTENING CAPACITY		LBS. SALT PER REGENERATION		FLOW RATE & PRESSURE		
	TANK SIZE	RESIN FT3	GRAVEL	TANK SIZE	SALT FILL	MAX	MIN	MAX	MIN	SERV GPM	DROP PSI	BKW GPM
PWS30151H11	24" x 72"	10	200 lbs.	30" x 50"	1400	300 K	200 K	150	60	120/170	15/25	15
PWS30151I11	30" x 72"	15	400 lbs.	39" x 48"	2200	450 K	300 K	225	90	158/212	15/25	25
PWS30151J11	36" x 72"	20	500 lbs.	39" x 60"	2700	600 K	400 K	300	120	185/250	15/25	35
PWS30151K11	42" x 72"	30	700 lbs.	42" x 60"	3100	900 K	600 K	450	180	200/268	15/25	45
PWS30151L11	48" x 72"	35	900 lbs.	50" x 60"	4500	1050K	700 K	525	210	213/280	15/25	60

For additional information, access online literature ES-WQ-PWS30_S30-2

⚠ WARNING **Do not use with water that is microbiologically unsafe or of unknown quality without adequate disinfection before or after the system.**

Series PWR2511

Commercial Reverse Osmosis Systems

Flow Rates: Up to 1,200 gallons per day (4,542 lpd)



PWR2511

Watts Pure Water Series PWR2511 Reverse Osmosis (RO) Systems are commercial grade high-pressure RO units for the reduction of total dissolved solids from water. They are designed to supply reverse osmosis quality water with production rates ranging from 150 to 1,200 gallons per day. The standard units are designed for wall mounting. Where floor mounting is preferred the optional floor mounting kit Model No. PWR2864 can be specified. Reverse osmosis is a process where high-pressure feed water is fed into a semi-permeable membrane. In the membrane, pure water is allowed to pass through the membrane material and exit as purified permeate water. Dissolved mineral salts are not allowed to pass through the membrane and become a concentrated reject stream that is sent to drain. These RO systems use high-rejection membranes to achieve a minimum average NaCl ionic rejection of 95 percent.

Series PWR2511 RO systems are a well designed rugged line of purifiers. This series comes with a pre-selected assortment of features for monitoring and operation. Corrosion resistant 300 psi FRP high pressure membrane housings, inlet and outlet pre-filter pressure gauges, low pressure switch with delayed auto restart, permeate pressure switch, adjustable reject recycle, permeate and reject water flow meters, permeate water check valve, inlet solenoid valve, membrane feed water pressure gauge, adjustable reject valve, and membrane auto flush are all standard features. The standard systems are designed to feed an atmospheric storage tank or a pressurized bladder tank. Reverse osmosis water has a wide variety of applications including municipal water treatment, steam boiler and steam sterilizer make up, laboratory use, spot free rinsing, ice and beverage water, water for cooking, food processing, metal plating and finishing, as well as water for humidification. Reverse osmosis is also the pretreatment of choice for ion exchange type de-ionization (DI) systems. Using RO water as make up to a DI system reduces the exhaustion rate of the DI resin by up to 95 percent saving time, money, and chemicals associated with DI resin regeneration.

Features

- 304 stainless steel wall mounted support frame
- Corrosion resistant 300 psi FRP high pressure membrane housing(s)
- Pressure gauges for pre-filter inlet/outlet and membrane feed pressure
- Low feed water pressure safety switch
- Microprocessor based controller with delayed auto restart after low pressure shut down
- High-pressure/high-rejection membranes with 95% minimum average salt rejection
- Permeate and reject water flow meters
- Adjustable reject and reject recycle valves
- Permeate pressure switch and check valve
- Automatic inlet solenoid valve
- Membrane Auto Flush

Standards

- Pre-filter Housing NSF/ANSI Certified 42
- Pre-filter Cartridge NSF/ANSI Certified 42

NOTICE

Feed Water must be pre-treated for scale prevention (softened), de-chlorinated (carbon filter), and free of sediment.

RO system requires separate RO storage tank/delivery pump - see page #38 or call Pure Water Technical Support at 1.800.224.1299 for details

Notes: Performance specifications are based on 77°F feed water, 3 SDI or less, TDS below 1000 and pH of 8. Please see water temperature conversion charts to determine actual production rate for each installation. Chlorine reduction and other pretreatment may be required. Membrane rejection rates are based on membrane manufacturer's specifications. Pre-Filter is model PWMB10M5 melt blown cartridge. Systems are designed for use with municipal and well water.

⚠ WARNING **Do not use with water that is microbiologically unsafe or of unknown quality without adequate disinfection before or after the system.**

Ordering Information

MODEL NO.	ORDERING CODE	DESCRIPTION
PWR25111011	7100066	150 Gallon Per Day Reverse Osmosis System With Auto Flush
PWR25112011	7100067	250 Gallon Per Day Reverse Osmosis System With Auto Flush
PWR25113011	7100068	600 Gallon Per Day Reverse Osmosis System With Auto Flush
PWR25113021	7100069	1200 Gallon Per Day Reverse Osmosis System With Auto Flush
PWR2864	7100088	Optional Stainless Steel Leg Kit For All Models

Performance

Maximum Productivity (gallons per day)	150	250	600	1200
Quality (average membrane rejection)	98 %	98 %	98 %	98 %
Recovery (user adjustable)	15 - 75 %	15 – 75 %	15 - 75 %	25 - 75 %
Membrane Size	2½" x 14"	2½" x 21"	2½" x 40"	2½" x 40"
Number Of Membranes	1	1	1	2
Prefilter (system ships with one 5-micron cartridge)	10"			
Feed Water Connection	½" NPT			
Product Water Connection (tubing OD)	⅜"			
Reject Water Connection (tubing OD)	⅜"			
Feed Water Required (maximum)	2.4 gpm			
Feed Water Pressure (minimum)	10 psi			
Drain Required (maximum)	2.4 gpm			
Electrical Requirement	120 VAC 60 Hz 8 amps			
Motor Horse Power	½			
Dimensions W x H x D (approximate)	22" x 32" x 12"		22" x 52" x 12"	
Shipping Weight (estimated pounds)	50	50	60	70

For additional information, access online literature ES-WQ-PWR2511

⚠ WARNING **Do not use with water that is microbiologically unsafe or of unknown quality without adequate disinfection before or after the system.**

Series PWR4011

Commercial Reverse Osmosis Systems

Flow Rates: Up to 5,400 gallons per day (20,439 lpd)

Watts Pure Water Series PWR4011 Reverse Osmosis (RO) Systems are commercial grade low-energy RO units for the reduction of total dissolved solids from water. They are designed to supply reverse osmosis quality water with production rates ranging from 1,800 to 5,400 gallons per day. These units are designed for wall mount installations. Reverse osmosis is a process where high-pressure feed water is fed into a semi-permeable membrane. In the membrane, pure water is allowed to pass through the membrane material and exit as purified permeate water. Dissolved mineral salts are not allowed to pass through the membrane and become a concentrated reject stream that is sent to a drain. These RO systems use low-energy membranes to achieve a minimum average NaCl ionic rejection of 95 percent.

The Series PWR4011 RO systems are a well designed rugged line of purifiers with high-pressure piping constructed of stainless steel. This series comes with a pre-selected assortment of features for monitoring and operation. Corrosion resistant 300 psi FRP high pressure membrane housings, inlet and outlet pre-filter pressure gauges, low-pressure switch with delayed auto restart, inputs for tank level and pretreatment interlock, adjustable reject recycle, permeate and reject water flow meters, permeate water check valve, inlet solenoid valve, membrane feed water pressure gauge, and adjustable reject valve are all standard features. These systems are designed to feed an atmospheric storage tank for collection of the reverse osmosis water. Reverse osmosis water has a wide variety of applications including municipal water treatment, steam boiler and steam sterilizer make up, laboratory use, spot free rinsing, ice and beverage water, water for cooking, food processing, metal plating and finishing, as well as water for humidification. Reverse osmosis is also the pretreatment of choice for ion exchange type de-ionization (DI) systems. Using RO water as make up to a DI system reduces the exhaustion rate of the DI resin by up to 95 percent saving time, money, and chemicals associated with DI resin regeneration.



PWR4011

Features

- Stainless steel high-pressure piping
- 304 stainless steel wall mounted support frame
- Corrosion resistant 300 psi FRP high pressure membrane housings
- Pressure gauges for pre-filter inlet/outlet and membrane feed pressure
- Low feed water pressure safety switch
- Microprocessor based controller with delayed auto restart after low-pressure shut down
- Tank level and pretreatment interlock inputs
- Low-energy membranes with 95% minimum average salt rejection
- Permeate and reject water flow meters
- Adjustable reject and reject recycle valves
- Permeate check valve
- Automatic inlet solenoid valve
- 10" full-flow pre-filter

Standards

- Pre-filter Housing NSF/ANSI Certified 42

NOTICE

Feed Water must be pre-treated for scale prevention (softened), de-chlorinated (carbon filter), and free of sediment.

RO system requires separate RO storage tank/delivery pump - see page #38 or call Pure Water Technical Support at 1.800.224.1299 for details

For additional information, access online literature ES-WQ-PWR4011

⚠ WARNING **Do not use with water that is microbiologically unsafe or of unknown quality without adequate disinfection before or after the system.**

Ordering Information

MODEL NO.	ORDERING CODE	DESCRIPTION
PWR40113012	7100070	1800 gallon per day RO with stainless steel valves and fittings
PWR40113022	7100071	3600 gallon per day RO with stainless steel valves and fittings
PWR40113032	7100072	5400 gallon per day RO with stainless steel valves and fittings

Performance

Maximum Productivity (gallons per day)	1800	3600	5400
Quality (typical membrane percent rejection)	98 %	98 %	98 %
Recovery (adjustable)	15 - 75 %	25 - 75 %	35 – 75 %
Membrane Size	4" x 40"		
Number Of Membranes	1	2	3
Prefilter (system ships with one 5-micron cartridge)	10" FF		
Feed Water Connection	1" NPT		
Product Water Connection (tubing OD)	½"	½"	⅝"
Reject Water Connection (tubing OD)	½"		
Feed Water Required (at 50% recovery)	2.5 gpm	5 gpm	7.5 gpm
Feed Water Pressure (minimum)	20 psi		
Drain Required (maximum)	10 gpm		
Electrical Requirement (other voltages available)	230 VAC 60 Hz 6 amps	230 VAC 60 Hz 6 amps	230 VAC 60 Hz 9 amps
Motor Horse Power	1	1	1.5
Dimensions L x H x D (approximate)	41" x 51" x 18"		

Notes: Performance specifications are based on 77°F feed water, 3 SDI or less, TDS below 1000 and pH of 8. Please see water temperature conversion charts to determine actual production rate for each installation. Chlorine reduction and other pretreatment may be required. Membrane rejection rates are based on membrane manufacturer's specifications. Pre-Filter is model PWPL10FFM5 pleated cartridge. Systems are designed for use with municipal and well water.

⚠ WARNING **Do not use with water that is microbiologically unsafe or of unknown quality without adequate disinfection before or after the system.**

Series PWR4021

Commercial Reverse Osmosis Systems

Flow Rates: Up to 10,800 gallons per day (40,878 lpd)

Watts Pure Water Series PWR4021 Reverse Osmosis (RO) Systems are commercial grade high-pressure RO units for the reduction of total dissolved solids from water. They are designed to supply reverse osmosis quality water with production rates ranging from 3,600 to 10,800 gallons per day. These units are designed for floor mount installations. Reverse osmosis is a process where high-pressure feed water is fed into a semi-permeable membrane. In the membrane, pure water is allowed to pass through the membrane material and exit as purified permeate water. Dissolved mineral salts are not allowed to pass through the membrane and become a concentrated reject stream that is sent to drain. These RO systems use high-pressure/high-rejection membranes to achieve a minimum average NaCl ionic rejection of 95 percent.

The Series PWR4021 RO systems are a well designed rugged line of purifiers. This series comes with a pre-selected assortment of features, including our digital controller, for monitoring and operation. Corrosion resistant 300 psi FRP high pressure membrane housings, inlet and outlet pre-filter pressure gauges, low-pressure switch with delayed auto restart, inputs for tank level and pretreatment interlock, conductivity meter, high conductivity alarm output, adjustable reject recycle, permeate and reject water flow meters, reject recycle flow meter, permeate water check valve, inlet solenoid valve, membrane feed and reject water pressure gauges, auto flush, and adjustable reject valve are all standard features. These systems are designed to feed an atmospheric storage tank for collection of the reverse osmosis water. Reverse osmosis water has a wide variety of applications including municipal water treatment, steam boiler and steam sterilizer make up, laboratory use, spot free rinsing, ice and beverage water, water for cooking, food processing, metal plating and finishing, as well as water for humidification. Reverse osmosis is also the pretreatment of choice for ion exchange type deionization (DI) systems. Using RO water as make up to a DI system reduces the exhaustion rate of the DI resin by up to 95 percent saving time, money, and chemicals associated with DI resin regeneration.



PWR4021

Features

- Membrane Auto Flush
- Powder coated carbon steel support frame
- Corrosion resistant 300 psi FRP high pressure membrane housings
- Pressure gauges for pre-filter inlet/outlet, membrane feed, and reject water pressure
- Low feed water pressure safety switch
- Digital microprocessor based controller with delayed auto restart after low-pressure shut down
- Permeate water conductivity meter with high-conductivity alarm output
- Tank level and pretreatment interlock inputs
- High-pressure/high-rejection membranes with 95% minimum average salt rejection
- Permeate, reject recycle, and reject water flow meters
- Adjustable reject and reject recycle valves
- Permeate check valve
- Automatic inlet solenoid valve
- 20" full-flow pre-filter

Standards

Pre-filter Housing NSF/ANSI Certified 42

NOTICE

Feed Water must be pre-treated for scale prevention (softened), de-chlorinated (carbon filter), and free of sediment.

RO system requires separate RO storage tank/delivery pump - see page #38 or call Pure Water Technical Support at 1.800.224.1299 for details

⚠ WARNING **Do not use with water that is microbiologically unsafe or of unknown quality without adequate disinfection before or after the system.**

Ordering Information

MODEL NO.	ORDERING CODE	DESCRIPTION
PWR40213023	7100073	3600 GPD Reverse Osmosis System with Micro Processor Control and Auto Flush
PWR40213033	7100074	5400 GPD Reverse Osmosis System with Micro Processor Control and Auto Flush
PWR40213043	7100075	7200 GPD Reverse Osmosis System with Micro Processor Control and Auto Flush
PWR40213053	7100076	9000 GPD Reverse Osmosis System with Micro Processor Control and Auto Flush
PWR40213063	7100077	10,800 GPD Reverse Osmosis System with Micro Processor Control and Auto Flush

Performance

Maximum Productivity (gallons per day)	3600	5400	7200	9000	10,800
Quality (typical membrane percent rejection)	98 %				
% Recovery (adjustable)	25 - 75	36 - 75	42 - 75	46 - 75	50 – 75
Membrane Size	4" x 40"				
Number Of Membranes	2	3	4	5	6
Prefilter (systems ship with one 5-micron cartridge)	20" FF				
Feed Water Connection	1" FNPT				
Product Water Connection	¾" FNPT				
Reject Water Connection	¾" FNPT				
Feed Water Required (GPM at 50% recovery)	5	7.5	10	12.5	15
Feed Water Pressure (minimum)	20 psi				
Drain Required (maximum)	15 gpm				
Electrical Requirement (other voltages available)	230 VAC, 3-phase, 60 Hz, 15 amps				
Motor Horse Power	5				
Dimensions L x W x H (approximate)	60” x 18” x 56”				
Shipping Weight (estimated pounds)	400	500	600	700	800

Notes: Performance specifications are based on 77°F feed water, 3 SDI or less, TDS below 1000 and pH of 8. Please see water temperature conversion charts to determine actual production rate for each installation. Chlorine reduction and other pretreatment may be required. Membrane rejection rates are based on membrane manufacturer's specifications. Pre-Filter is model PWPL10FFM5 pleated cartridge. Systems are designed for use with municipal and well water.

For additional information, access online literature ES-WQ-PWR4021

⚠ WARNING **Do not use with water that is microbiologically unsafe or of unknown quality without adequate disinfection before or after the system.**

Series PWR4022

Commercial Reverse Osmosis Systems

Flow Rate: Up to 15 gpm (56 lpm)

Watts Pure Water Series PWR4022 Reverse Osmosis (RO) Systems are commercial grade high pressure RO units for the reduction of total dissolved solids from water. They are designed to supply reverse osmosis quality water with production rates ranging from 10 to 15 gallons per minute. These units are designed for floor mount installations. Reverse osmosis is a process where high pressure feed water is fed into a semi-permeable membrane. In the membrane, pure water is allowed to pass through the membrane material and exit as purified permeate water. Dissolved mineral salts are not allowed to pass through the membrane and become a concentrated reject stream that is sent to drain. These RO systems use high pressure/high rejection membranes to achieve a minimum average NaCl ionic rejection of 97 percent.

The Series PWR4022 RO systems are a well designed rugged line of purifiers. This series comes with a pre-selected assortment of features, including our digital controller, for monitoring and operation. Corrosion resistant fiberglass reinforced plastic (FRP) membrane housings, inlet and outlet pre-filter pressure gauges, low pressure switch with delayed auto restart, inputs for tank level and pretreatment interlock, conductivity meter, high conductivity alarm output, adjustable reject recycle, permeate and reject water flow meters, reject recycle flow meter, permeate water check valve, inlet solenoid valve, membrane feed and reject water pressure gauges, auto flush, and adjustable reject valve are all standard features. These systems are designed to feed an atmospheric storage tank for collection of the reverse osmosis water. Reverse osmosis water has a wide variety of applications including municipal water treatment, steam boiler and steam sterilizer make up, laboratory use, spot free rinsing, ice and beverage water, water for cooking, food processing, metal plating and finishing, as well as water for humidification. Reverse osmosis is also the pretreatment of choice for ion exchange type de-ionization (DI) systems. Using RO water as make up to a DI system reduces the exhaustion rate of the DI resin by up to 95 percent saving time, money, and chemicals associated with DI resin regeneration.



PWR4022

Features

- Membrane Auto Flush
- Powder coated carbon steel support frame
- Corrosion resistant 300psi FRP high pressure membrane housings
- Pressure gauges for pre-filter inlet/outlet, membrane feed, and reject water pressure
- Low feed water pressure safety switch
- Digital microprocessor based controller with delayed auto restart after low pressure shut down
- Permeate water conductivity meter with high conductivity alarm output
- Tank level and pretreatment interlock inputs
- High pressure/high rejection membranes with 97% minimum average salt rejection
- Permeate, reject recycle, and reject water flow meters
- Adjustable reject and reject recycle valves
- Permeate check valve
- Automatic inlet solenoid valve
- 20" full-flow pre-filter

Standards

Pre-filter Housing- NSF/ANSI Certified Std. 42

Membrane Housings- NSF/ANSI Certified Std. 61

NOTICE

Feed Water must be pre-treated for scale prevention (softened), de-chlorinated (carbon filter), and free of sediment.

RO system requires separate RO storage tank/delivery pump - see page #38 or call Pure Water Technical Support at 1.800.224.1299 for details

For additional information, access online literature ES-WQ-PWR4022

⚠ WARNING **Do not use with water that is microbiologically unsafe or of unknown quality without adequate disinfection before or after the system.**

Ordering Information

MODEL NO.	ORDERING CODE	DESCRIPTION
PWR40223083	7100078	10 GPM Reverse Osmosis System with Micro Processor Control and Auto Flush
PWR40223103	7100079	12.5 GPM Reverse Osmosis System with Micro Processor Control and Auto Flush
PWR40223123	7100080	15 GPM Reverse Osmosis System with Micro Processor Control and Auto Flush

Performance

Maximum Productivity (gallons per minute)	10	12.5	15
Quality (typical membrane percent rejection)	98 %		
Recovery (adjustable)	60 - 75 %		
Membrane Size	4" x 40"		
Membrane Array (two elements per vessel)	2:1:1	2:2:1	3:2:1
Prefilter (system ships with one 5-micron cartridge)	20" Full Flow		
Feed Water Connection	1" FNPT		
Product Water Connection	1" FNPT		
Reject Water Connection	¾" FNPT		
Feed Water Required (GPM at 65% recovery)	17	21	25
Minimum Feed Water Pressure	20 psig		
Drain Required (maximum)	17	21	25
Electrical Requirement (other voltages available)	230 VAC, 3-phase, 60 Hz, 20 amps		
Motor Horse Power / Type	7.5 / TEFC		
Dimensions L x W x H (approximate)	96" x 24" x 72"		
Shipping Weight (estimated pounds)	800	900	1000

Notes: Performance specifications are based on 77°F feed water, 3 SDI or less, TDS below 1000 and pH of 8. Please see water temperature conversion charts to determine actual production rate for each installation. Chlorine reduction and other pretreatment may be required. Membrane rejection rates are based on membrane manufacturer's specifications. Pre-Filter is model PWPL20FFM5 pleated cartridge. Systems are designed for use with municipal and well water.

⚠ WARNING **Do not use with water that is microbiologically unsafe or of unknown quality without adequate disinfection before or after the system.**

Series PWR4024

Commercial Reverse Osmosis Systems

Flow Rates: Up to 30 gpm (113 lpm)

Watts Pure Water Series PWR4024 Reverse Osmosis (RO) Systems are commercial grade high pressure RO units for the reduction of total dissolved solids from water. They are designed to supply reverse osmosis quality water with production rates ranging from 20 to 30 gallons per minute. These units are designed for floor mount installations. Reverse osmosis is a process where high pressure feed water is fed into a semi-permeable membrane. In the membrane, pure water is allowed to pass through the membrane material and exit as purified permeate water. Dissolved mineral salts are not allowed to pass through the membrane and become a concentrated reject stream that is sent to drain. These RO systems use high pressure/high rejection membranes to achieve a minimum average NaCl ionic rejection of 97 percent.

The Series PWR4024 RO systems are a well designed rugged line of purifiers. This series comes with a pre-selected assortment of features, including our digital controller, for monitoring and operation. Corrosion resistant fiberglass reinforced plastic (FRP) membrane housings, inlet and outlet pre-filter pressure gauges, low pressure switch with delayed auto restart, inputs for tank level and pretreatment interlock, conductivity meter, high conductivity alarm output, adjustable reject recycle, permeate and reject water flow meters, reject recycle flow meter, permeate water check valve, inlet diaphragm valve, membrane feed and reject water pressure gauges, auto flush, and adjustable reject valve, are all standard features. These systems are designed to feed an atmospheric storage tank for collection of the reverse osmosis water. Reverse osmosis water has a wide variety of applications including municipal water treatment, steam boiler and steam sterilizer make up, laboratory use, spot free rinsing, ice and beverage water, water for cooking, food processing, metal plating and finishing, as well as water for humidification. Reverse osmosis is also the pretreatment of choice for ion exchange type de-ionization (DI) systems. Using RO water as make up to a DI system reduces the exhaustion rate of the DI resin by up to 95 percent saving time, money, and chemicals associated with DI resin regeneration.



PWR4024

Features

- Powder coated carbon steel support frame
- Corrosion resistant 300psi FRP high pressure membrane housings
- Pressure gauges for pre-filter inlet/outlet, membrane feed, and reject water pressure
- Low feed water pressure safety switch
- Digital microprocessor based controller with delayed auto restart after low pressure shut down
- Permeate water conductivity meter with high conductivity alarm output
- Tank level and pretreatment interlock inputs
- High pressure/high rejection membranes with 97% minimum average salt rejection
- Permeate, reject recycle, and reject water flow meters
- Adjustable reject and reject recycle valves
- Permeate check valve
- Automatic inlet diaphragm valve
- 90 gallon per minute full-flow 316 stainless steel pre-filter

Standards

Pre-filter Housing- NSF/ANSI Certified Std. 42

Membrane Housings- NSF/ANSI Certified Std. 61

NOTICE

Feed Water must be pre-treated for scale prevention (softened), de-chlorinated (carbon filter), and free of sediment.

RO system requires separate RO storage tank/delivery pump - see page #38 or call Pure Water Technical Support at 1.800.224.1299 for details

⚠ WARNING **Do not use with water that is microbiologically unsafe or of unknown quality without adequate disinfection before or after the system.**

Ordering Information

MODEL NO.	ORDERING CODE	DESCRIPTION
PWR40243163	7100081	20 GPM Reverse Osmosis System with Micro Processor Controller and Auto Flush
PWR40243203	7100082	25 GPM Reverse Osmosis System with Micro Processor Controller and Auto Flush
PWR40243243	7100083	30 GPM Reverse Osmosis System with Micro Processor Controller and Auto Flush

Performance

Maximum Productivity (gallons per minute)	20	25	30
Quality (typical membrane percent rejection)	98%		
Recovery (adjustable)	65% – 75%		
Membrane Size	4" x 40"		
Membrane Array (four elements per vessel)	2:2	3:2	4:2
Prefilter (system ships with 5-micron cartridges)	7 round x 20"		
Feed Water Connection	2" Flange		
Product Water Connection	1½" Flange		
Reject Water Connection	1" Flange		
Feed Water Required (GPM at 65% recovery)	31	39	46
Minimum Feed Water Pressure	20 psig		
Drain Required (maximum)	31	39	46
Electrical Requirement (other voltages available)	230 VAC, 3-phase, 60 Hz, 30 amps		
Motor Horse Power / Type	10 / TEFC		
Dimensions L x W x H (approximate)	192" x 26" x 72"		
Shipping Weight (estimated pounds)	1400	1600	1800

Notes: Performance specifications are based on 77°F feed water, 3 SDI or less, TDS below 1000 and pH of 8. Please see water temperature conversion charts to determine actual production rate for each installation. Chlorine reduction and other pretreatment may be required. Membrane rejection rates are based on membrane manufacturer's specifications. Pre-Filter is model PWHS4X3 filter housing, constructed using 316 stainless steel and 2" MNPT pipe fittings and Watts PWPL2925M5 pleated cartridges.Systems are designed for use with municipal and well water

For additional information, access online literature ES-WQ-PWR4024

⚠ WARNING **Do not use with water that is microbiologically unsafe or of unknown quality without adequate disinfection before or after the system.**

Series PWR8024

Commercial Reverse Osmosis Systems

Flow Rates: Up to 100 gpm (378 lpm)

Watts Pure Water Series PWR8024 Reverse Osmosis (RO) Systems are commercial grade high pressure RO units for the reduction of total dissolved solids from water. They are designed to supply reverse osmosis quality water with production rates ranging from 40 to 100 gallons per minute. These units are designed for floor mount installations. Reverse osmosis is a process where high pressure feed water is fed into a semi-permeable membrane. In the membrane, pure water is allowed to pass through the membrane material and exit as purified permeate water. Dissolved mineral salts are not allowed to pass through the membrane and become a concentrated reject stream that is sent to drain. These RO systems use high-pressure/high-rejection membranes to achieve a minimum average NaCl ionic rejection of 99 percent.

The Series PWR8024 RO systems are a well designed rugged line of purifiers. This series comes with a pre-selected assortment of features, including our digital controller, for monitoring and operation. Corrosion resistant fiberglass reinforced plastic (FRP) membrane housings, inlet and outlet pre-filter pressure gauges, 316 stainless steel membrane feed water piping, low pressure switch with programmable delayed auto restart, inputs for tank level and pretreatment interlock, conductivity meter with percent ionic rejection displayed, high conductivity alarm output, adjustable reject recycle, permeate and reject water flow meters, reject recycle flow meter, permeate water check valve, inlet diaphragm valve, membrane feed and reject water pressure gauges, programmable auto flush, and adjustable reject valve are all standard features.

These systems are designed to feed an atmospheric storage tank for collection of the reverse osmosis water. Reverse osmosis water has a wide variety of applications including municipal water treatment, steam boiler and steam sterilizer make up, laboratory use, spot free rinsing, ice and beverage water, water for cooking, food processing, metal plating and finishing, as well as water for humidification. Reverse osmosis is also the pretreatment of choice for ion exchange type de-ionization (DI) systems. Using RO water as make up to a DI system reduces the exhaustion rate of the DI resin by up to 95 percent saving time, money, and chemicals associated with DI resin regeneration.



PWR8024

Features

- Membrane auto flush
- Powder coated carbon steel support frame
- Corrosion resistant 300psi FRP high pressure membrane housings
- Pressure gauges for pre-filter inlet/outlet, pump discharge, membrane feed, and reject water pressure
- Low feed water pressure safety switch
- Digital microprocessor based controller with delayed auto restart after low pressure shut down
- Permeate Water Conductivity meter with high conductivity alarm output and percent ionic rejection displayed
- Tank level and pretreatment interlock inputs
- High pressure/high rejection membranes with 99% minimum average salt rejection
- Permeate, reject recycle, and reject water flow meters
- Adjustable reject and reject recycle valves
- Permeate check valve
- Automatic inlet diaphragm valve

Standards

Membranes- Certified to NSF/ANSI Std. 61

NOTICE

Feed Water must be pre-treated for scale prevention (softened), de-chlorinated (carbon filter), and free of sediment.

RO system requires separate RO storage tank/delivery pump - see page #38 or call Pure Water Technical Support at 1.800.224.1299 for details

⚠ WARNING **Do not use with water that is microbiologically unsafe or of unknown quality without adequate disinfection before or after the system.**

Ordering Information

MODEL NO.	ORDERING CODE	DESCRIPTION
PWR80243085	7100084	40 GPM Reverse Osmosis System with Micro Processor Controller and Auto Flush
PWR80243125	7100085	60 GPM Reverse Osmosis System with Micro Processor Controller and Auto Flush
PWR80243165	7100086	80 GPM Reverse Osmosis System with Micro Processor Controller and Auto Flush
PWR80243205	7100087	100 GPM Reverse Osmosis System with Micro Processor Controller and Auto Flush
PWR80243205	7100091	120 GPM Reverse Osmosis System with Micro Processor Controller and Auto Flush

Performance

Maximum Productivity (gallons per minute)	40	60	80	100	120
Quality (typical membrane percent rejection)	99%				98%
Recovery (adjustable)	65% - 75%				
Membrane Size	8" x 40"				8" x 40"
Membrane Array (four elements per vessel)	1:1	2:1	2:2	3:2	3:2:1
Prefilter (system ships with 5-micron cartridges)	7 round x 40"				
Feed Water Connection	2" Flange		2½" Flange	3" Flange	
Product Water Connection	2" Flange			2½" Flange	
Reject Water Connection	1½" Flange				
Feed Water Required (GPM at 65% recovery)	62	93	123	154	185
Minimum Feed Water Pressure	20 PSIG	20 PSIG	20 PSIG	20 PSIG	20 PSIG
Drain Required (maximum)	62	93	123	154	160
460 VAC, 3-phase, 60Hz (other voltages available)	25 amps	30 amps	35 amps	40 amps	40 amps
Motor Horse Power (TEFC Motor)	15	20	25	30	30
Dimensions L x W x H (approximate)	186" x 26" x 72"				198" x 42" 72"
Shipping Weight (estimated pounds)	2500	2800	3200	3500	3800

Notes: Performance specifications are based on 77°F feed water, 3 SDI or less, TDS below 1000 and pH of 8. Please see water temperature conversion charts to determine actual production rate for each installation. Chlorine reduction and other pretreatment may be required. Membrane rejection rates are based on membrane manufacturer's specifications. Pre-Filter is model PWHSPS7X4 filter housing, constructed using 316 stainless steel and 2" MNPT pipe fittings and Watts PWPL40M5 pleated cartridges. Systems are designed for use with municipal and well water.

For additional information, access online literature ES-WQ-PWR8024

⚠ WARNING **Do not use with water that is microbiologically unsafe or of unknown quality without adequate disinfection before or after the system.**

- Pressurized Steel Storage Tanks
- Pumps - Boosters and Demand/Delivery
- Standard Drinking Water Faucets (Air Gap and Non Air Gap)
- Designer Watts Top Mount Drinking Water Faucet
- Designer RO Drinking Water Faucets — Series 703 and 905
- Designer Watts Top Mount Drinking Water Faucet



PWFCT303



PWFCTTM



PWFCT905



PWFCTDFFER



Permeate Pump



Storage Tank

Part and Accessories Part Number Matrix

PW FCT TMM BN

Pure Water

System Type

RO = Reverse Osmosis
FCT = Faucet

System Model

TNK = Storage Tank
303 = 303 Series Standard Faucet
TMM = Top Mount Series Monitor Faucet
TM = Top Mount Series Faucet
703 = 703 Series Faucet
905 = 905 Series Faucet
DFF = Dual Function Faucet

System Capacity/Finish

3P = 3 Gallon, Plastic Tank
3 = 3 Gallon, Metal Tank
14 = 14 Gallon, Metal Tank
34 = 34 Gallon, Metal Tank
44 = 44 Gallon, Metal Tank
86 = 86 Gallon, Metal Tank
119 = 119 Gallon Metal Tank
CH = Chrome
BN = Brushed Nickel
BS = Brushed Steel
OB = Oil Rubbed Bronze
WH = White
AM = Almond
BK = Black
CHA = Chrome Air Gap
BNA = Brushed Nickel Air Gap
BSA = Brushed Steel Air Gap
OBA = Oil Rubbed Bronze Air Gap
WHA = White Air Gap
AMA = Almond Air Gap
BKA = Black Air Gap
ST = Straight Design
CR = Cross Design
ER = Euro Design
VS = Vase Design

⚠ WARNING **Do not use with water that is microbiologically unsafe or of unknown quality without adequate disinfection before or after the system.**

Pressurized Steel Storage Tanks

These tanks are used for storing reverse osmosis water and have been NSF tested and certified against ANSI/ NSF Standard 58 for material and structural integrity requirements. The inside of the tank has a polypropylene liner and utilizes a butyl diaphragm for the water storage area.



Pressurized RO Storage Tanks

MODEL NO.	ORDERING CODE	VOLUME (GALLONS)	DESCRIPTION	DIAMETER (INCHES)	HEIGHT (INCHES)	COLOR	PIPE FITTINGS (INCHES)
PWROTNK3P	7100173	3	3 Gallon Plastic Tank	10"	21"	White	¼"
PWROTNK3	7100174	3	3 Gallon - Metal Tank	11"	16"	White	¼"
PWROTNK14	7100175	14	14 Gallon - Metal Tank	15"	23"	Blue	¼"
PWROTNK34	7100176	34	34 Gallon - Metal Tank	16"	29"	Blue	1¼"
PWROTNK44	7100177	44	44 Gallon - Metal Tank	21"	36"	Blue	1¼"
PWROTNK86	7100178	86	86 Gallon - Metal Tank	26"	45"	Blue	1¼"
PWROTNK119	7100179	119	119 Gallon - Metal Tank	26"	60"	Blue	1¼"

Pumps - Booster

Permeate Pump

The Permeate Pump operates as a non-electrical energy recovery device which dramatically improves the efficiency of RO systems. Using only the available energy from the brine water (otherwise lost to the drain), the pump forces product water into the storage tank. This process effectively reduces membrane back pressure to less than 5psi and allows the membrane to maximize its use of the available feed pressure.



Booster Pump Kits

Designed as an accessory for Reverse Osmosis Units in areas with water pressure less than 40psi. These pump kits are quiet, easy to install, can significantly increase water output and work with all standard and manifold units.



Pumps - Booster and Demand/Delivery

MODEL NO.	ORDERING CODE	DESCRIPTION	FLOW RATE (GPM)	PIPE (SUCTION)	PIPE (DISCHARGE)	VOLTS	HZ	PRESSURE (MAX)	AMPS (MAX)
PWPERMKIT	7100180	Permeate Pump Kit	-	¼"	¼"	-	-	-	-
PWBOOST05KT	7100181	Lo-Flow Booster Pump Kit	0.5	¼"	¼"	115	50/60	125	1
PWBOOST75KT	7100182	Hi-Flow Booster Pump Kit	0.75	⅜"	⅜"	115	50/60	125	2
PWDELPMP4.9	7100183	Booster Pump 5 GPM	5	½"	½"	115	50/60	125	2.2

⚠ WARNING **Do not use with water that is microbiologically unsafe or of unknown quality without adequate disinfection before or after the system.**

Series PWFCT303

Standard RO Faucets

Watts Pure Water Standard Faucet comes in beautiful finishes to match today's designer kitchens. They are available in both Air Gap and Non Air Gap.

Faucet Type

Air Gap: The Air Gap faucet conforms to US plumbing codes and is designed for dispensing water from a Reverse Osmosis system or a Water Filtration system that requires a drain connection with an Air Gap.

Non Air Gap: This faucet is designed for dispensing water from a Reverse Osmosis system or a Water Filtration system that does not require a drain connection with an Air Gap.



PWFCT303

Features

- Many faucet finishes to choose from
- Lever for dispensing
- Push and hold lever down to hold in the open position
- Lift lever up to keep in the open locked position
- Swivel Neck



Chrome



Stainless Steel



Brushed Nickel



White



Almond



Bronze

Standard Series Faucets - Air Gap

MODEL NO.	ORDERING CODE	FINISH	CASE QTY.
PWFCT303CHA	7100195	Chrome	50
PWFCT303BNA	7100196	Brushed Nickel	50
PWFCT303BSA	7100197	Brushed Stainless Steel	50
PWFCT3030BA	7100198	Oil Rubbed Bronze	50
PWFCT303WHA	7100199	White	50
PWFCT303AMA	7100200	Almond	50

Standard Series Faucets - Non Air Gap

MODEL NO.	ORDERING CODE	FINISH	CASE QTY.
PWFCT303CH	7100188	Chrome	50
PWFCT303BN	7100189	Brushed Nickel	50
PWFCT303BS	7100190	Brushed Stainless Steel	50
PWFCT3030B	7100191	Oil Rubbed Bronze	50
PWFCT303WH	7100192	White	50
PWFCT303AM	7100193	Almond	50

For additional information, access online literature ES-WQ-PWFCT303

⚠ WARNING **Do not use with water that is microbiologically unsafe or of unknown quality without adequate disinfection before or after the system.**

Series PWFCTTM

Top Mount Faucets

Size: ⅜" (10mm)

Features

- Top mount design – you'll never need to crawl below the sink again!
- Reduces installation labor
- Components touching water are stainless steel or non-metallic
- Wide range of finishes, including chrome, brushed nickel, oil rubbed bronze, white & black
- Models with filter change monitors are available to remind customers when to change cartridges for water quality assurance
- Ceramic disc for durability
- One style works for air gap and non air gap installations
- NSF certified for material requirements



Top mount faucets available in wide range of finishes.



Models with monitors are available

Top Mount Faucet Models

MODEL NO.	ORDERING CODE	FINISH	INSTALLATION TYPE	TUBING SIZE	FILTER CHANGE MONITOR
PWFCTTMMCH	7100202	Chrome	Air gap or non air gap	⅜"	Yes
PWFCTTMCH	7100203	Chrome	Air gap or non air gap	⅜"	No
PWFCTTMMBN	7100204	Brushed Nickel	Air gap or non air gap	⅜"	Yes
PWFCTTMBN	7100205	Brushed Nickel	Air gap or non air gap	⅜"	No
PWFCTTMMW	7100206	White	Air gap or non air gap	⅜"	Yes
PWFCTTMWH	7100207	White	Air gap or non air gap	⅜"	No
PWFCTTMOB	7100211	Oil Rubbed Bronze	Air gap or non air gap	⅜"	No

For additional information, access online literature ES-WQ-PWFCTTM

⚠ WARNING **Do not use with water that is microbiologically unsafe or of unknown quality without adequate disinfection before or after the system.**

Series PWFCT703 & PWFCT905

Designer RO Faucets

Watts Pure Water Designer RO Faucet comes in beautiful finishes to match today's designer kitchens. This designer faucet retrofits to most brands and makes an excellent upgrade from the basic faucets that come with most reverse osmosis or other filtration systems. The Series 703 is available in Chrome, Brushed Nickel, and Oil Rubbed Bronze finishes. While the Series 905 is available in Chrome and Brushed Nickel.

Features

- Smooth operating ceramic disk element
- Lever style handle
- High reach neck design
- Swivel neck
- Mounting hardware included
- Series 905 requires a ⅞" mounting hole and ½" for the Series 703



Series 703



Series 905

Series 703 Faucets

MODEL NO.	ORDERING CODE	TYPE	FINISH	CASE QTY.
PWFCT703CH	7100212	Ceramic Disc – Non Air Gap	Chrome	30
PWFCT703BN	7100213	Ceramic Disc – Non Air Gap	Brushed Nickel	30
PWFCT703OB	7100214	Ceramic Disc – Non Air Gap	Oil Rubbed Bronze	30

Series 905 Faucets

MODEL NO.	ORDERING CODE	TYPE	FINISH	CERTIFICATION	CASE QTY.
PWFCT905CH	7100215	Ceramic Disc – Non Air Gap	Chrome	NSF61 Certified	30
PWFCT905BN	7100216	Ceramic Disc – Non Air Gap	Brushed Nickel	NSF61 Certified	30

For additional information, access online literature ES-WQ-PWFCT703905

⚠ WARNING **Do not use with water that is microbiologically unsafe or of unknown quality without adequate disinfection before or after the system.**

Series PWFCTDFF

Dual Function Faucets

Dual-Function Water Faucet for kitchen sinks. This contemporary 2-in-1 faucet works for both the hot and cold tap water and the filtered reverse osmosis water or any type of filtered water. Our faucets are available in Chrome finish in contemporary, classic, and European styles. The two-in-one faucets work for many popular Reverse Osmosis Systems including Watts.

Features

- 2-in-1 faucet works for both the hot/cold tap water and the filtered reverse osmosis water
- RO water is delivered via an independent tube
- Available in polished chrome finish in several popular styles and fits many popular RO systems
- Classic, contemporary, and European designs to go well in any kitchen
- NSF listed and certified to NSF/ANSI Standard 61 Section 9

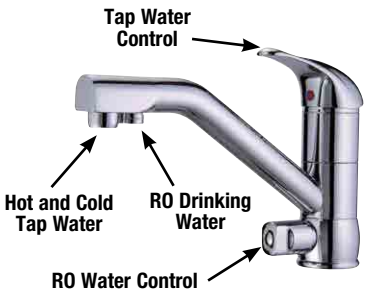

PWFCTDFFST

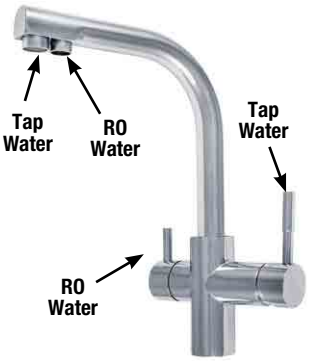

PWFCTDFFCR



PWFCTDFFER

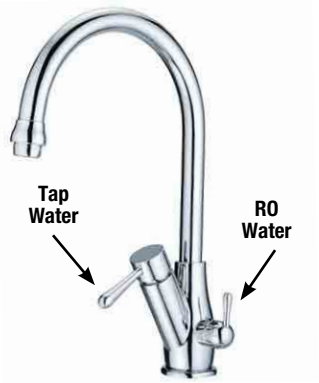

PWFCTDFFVS

Dual Function Faucets

MODEL NO.	ORDERING CODE	STYLE	FINISH	CONNECTION	CASE QTY
PWFCTDFFST	7100217	Kitchen and Drinking Faucet, Straight	Chrome	⅜" Compression on Flexible Tube	8
PWFCTDFFCR	7100218	Kitchen and Drinking Faucet, Cross	Chrome	⅜" Compression on Flexible Tube	8
PWFCTDFFER	7100219	Kitchen and Drinking Faucet, European	Chrome	⅜" Compression on Flexible Tube	8
PWFCTDFFVS	7100220	Kitchen and Drinking Faucet, Vase	Chrome	⅜" Compression on Flexible Tube	8

For additional information, access online literature ES-WQ-PWFCTDFF

⚠ WARNING **Do not use with water that is microbiologically unsafe or of unknown quality without adequate disinfection before or after the system.**

Filter Housings

- Individual Boxed Plastic Housings
- Plastic Filter Housings
- Watts Big Bubba Housing and Cartridges
- Stainless Steel Commercial/Industrial Filter Housings
- Jumbo SS Cartridge Housings



Blue/Black



Full-Flow (FF) Series



Clear



Premium Housings



PWHSJUM90



PWWJCHSG

Filter Housing Part Number Matrix

PW H P 10 FF 1 B PR

Pure Water

System Type
- H = Housing
- WJCHSG = Watts Jumbo Cartridge Housing

System Model
- IB = Individually Boxed
- P = Plastic Housing
- S = Stainless Steel

Housing Size
- 34VIH = 3/4" Valve-In-Head
- 10FF = 10" Full Flow
- 20FF = 20" Full Flow
- 5 = 5" Housing
- 10 = 10" Housing
- 20 = 20" Housing
- 4X1 = 4 Round, 10" Cartridges
- 4X2 = 4 Round, 20" Cartridges
- 4X3 = 4 Round, 30" Cartridges
- 4X4 = 4 Round, 40" Cartridges
- 5X1 = 5 Round, 10" Cartridges
- 5X3 = 5 Round, 30" Cartridges
- 5X4 = 5 Round, 40" Cartridges
- 7X4 = 7 Round, 40" Cartridges
- 12X3 = 12 Round, 30" Cartridges
- 12X4 = 12 Round, 40" Cartridges
- 22X3 = 22 Round, 30" Cartridges
- 22X4 = 22 Round, 40" Cartridges

Housing Style
- FF = Full Flow
- HT = High Temperature
- PS = Premium Series
- JUM40 = Housing Style “40”
- JUM90 = Housing Style “90”
- JUM170 = Housing Style “170”

Housing Port Size
- 14 = 1/4" Inch
- 12 = 1/2" Inch
- 34 = 3/4" Inch
- 1 = 1" Inch
- 15 = 1 1/2" Inch

Housing Color
- C = Clear Housing
- B = Blue Housing

Pressure Relief
- PR = Pressure Relief

Plastic Filter Housings

Top Quality and Economical Plastic Filter Housings

Single Cartridge Filter Housings

Sizes: ¼" – 1½" (6 – 40mm)

Our poly filter housings are manufactured from the highest quality, FDA grade, 100% polypropylene and acrylic styrene (for clear housings). Leak-proof sealing is accomplished by compression against a top seated EPDM O-ring located in the housing's sump. Thick wall and added ribs make the housings ideal for a wide range of applications. Polypropylene construction provides excellent chemical resistance with most acids, alcohol, ammonia, oils, plating solutions and many aggressive chemicals. Housings supplied with and without pressure relief valves.



PWHP Housings

Full product line

We offer a complete line of poly filter housings for virtually every application where single cartridge housings are typically used. Select from standard, full-flow, high temp and valve-in-head models.

Features

- Full product line for more types, models, pipe fittings and options
- Heavy-duty construction, made using high-quality FDA grade polypropylene
- Superior chemical resistance from many aggressive chemicals
- Buttress thread design for superior security
- Thick side walls with heavy-duty ribs to provide greater strength
- Temperature rated to 125°F (52°C)
- Cap, sump and top-seated O-rings compress to provide leak proof sealing

Individually Boxed Plastic Housings in Master Cartons

MODEL NO.	ORDERING CODE	SIZE	PIPE	TYPE	SUMP	CAP	CASE QTY.
PWHIB34VIH	7100267	10"	3/4"	Valve-In-Head	Clear	White	4
PWHIB10FF	7100268	10"	1"	Full Flow (FF)	Blue	Black	4
PWHIB20FF	7100269	20"	1"	Full Flow (FF)	Blue	Black	4

NOTICE ***Complete with housing, wrench, bracket and mounting screws**



PWHIB10FF

⚠ WARNING **Do not use with water that is microbiologically unsafe or of unknown quality without adequate disinfection before or after the system.**

MODEL NO.	ORDERING CODE	SIZE	PIPE	SUMP	CAP	# CASE
Clear Housings						
PWHP1014C	7100270	10"	¼"	Clear	White	4
PWHP1014CPR	7100271	10"	¼"	Clear	White PR	4
PWHP1012C	7100272	10"	½"	Clear	White	4
PWHP1012CPR	7100273	10"	½"	Clear	White PR	4
PWHP1034C	7100274	10"	¾"	Clear	White	4
PWHP1034CPR	7100275	10"	¾"	Clear	White PR	4
PWHP10FF1CPR	7100284	10"	1"	Clear	Black PR	4
PWHP20FF1CPR	7100285	20"	1"	Clear	Black PR	4
10" Residential Housings						
PWHP1014B	7100276	10"	¼"	Blue	Black	4
PWHP1014BPR	7100277	10"	¼"	Blue	Black PR	4
PWHP1012B	7100278	10"	½"	Blue	Black	4
PWHP1012BPR	7100279	10"	½"	Blue	Black PR	4
PWHP1034B	7100280	10"	¾"	Blue	Black	4
PWHP1034BPR	7100281	10"	¾"	Blue	Black PR	4
20" Residential Housings						
PWHP2012B	7100282	20"	½"	Blue	Black	6
PWHP2012BPR	7100283	20"	½"	Blue	Black PR	6
10" Full Flow Housings						
PWHP10FF34BPR	7100286	10"	¾"	Blue	Black PR	4
PWHP10FF1B	7100287	10"	1"	Blue	Black	4
PWHP10FF1BPR	7100288	10"	1"	Blue	Black PR	4
PWHP10FF15B	7100289	10"	1½"	Blue	Black	4
PWHP10FF15BPR	7100290	10"	1½"	Blue	Black PR	4
20" Full Flow Housings						
PWHP20FF34BPR	7100291	20"	¾"	Blue	Black PR	4
PWHP20FF1B	7100292	20"	1"	Blue	Black	4
PWHP20FF1BPR	7100293	20"	1"	Blue	Black PR	4
PWHP20FF15B	7100294	20"	1½"	Blue	Black	4
PWHP20FF15BPR	7100295	20"	1½"	Blue	Black PR	4
High Temp Housings (200°F / 93°C)						
PWHPHT1034	7100296	10"	¾"	Red	Red	4
PWHPHT2034	7100297	20"	¾"	Red	Red	4
Mounting Brackets - includes housing mounting screws						
PWMBVIH	7300605	Brkt, VIH Housing				1
PWMBSTD1	7100463	Single, 10" & 20" Residential Housings				1
PWMBSTD2	7100464	Double, 10" & 20" Residential Housings				1
PWMBSTD3	7100465	Triple, 10" & 20" Residential Housings				1
PWMBFF1	7100466	Single, 10" & 20" Full Flow Housing				1
PWMBFF2	7100467	Double, 10" & 20" Full Flow Housing				1
PWMBFF3	7100468	Triple, 10" & 20" Full Flow Housing				1
Wrenches						
PWWRSTDHSG	7100298	Wrench for Residential Housings				1
PWWRFFHSG	7100299	Wrench for Full Flow Housing				1
PWWRHTHSG	7300618	Hi Temp Housing Wrench				
PWWRDUAL	7100300	Dual Wrench for Membrane and Residential Filter Housings				1
Mounting Screws						
PWMSSTDHSG	7300393	Mounting Screws for standard Housings				1
PWMSFFHSG	7300395	Mounting Screws for Full Flow Housings				1
O-Rings						
PWORSTDHSG	7300397	O-Ring for standard housings				1
PWORFFHSG	7300398	O-Ring for Full Flow housings				1
PWORHTHSG	7300399	O-Ring for high temp housings				1



Full Flow Series
(10" and 20")



High Temp
(10" and 20")



Blue/Black



Clear

For additional information, access online literature ES-WQ-PWHP

⚠ WARNING **Do not use with water that is microbiologically unsafe or of unknown quality without adequate disinfection before or after the system.**

Big Bubba Housing & Cartridges

Whole House Water Treatment and Commercial Filtration

Ideal for whole house water treatment and commercial filtration with optional activated carbon cartridge to remove chlorine bad tastes, foul odors and sediment.



PWWJCHSG

Rugged Construction

Filter housings are made of rugged, glass-reinforced polypropylene with brass reinforced gauge port so they won't chip, rust or dent.

Low Cost

Big Bubba filters are an economical alternative to costly stainless steel filtration equipment.

Applications

Big Bubba Cartridges are ideal for a wide range of applications, including:

- Whole house filtration
- Commercial filtration
- Industrial filtration
- Pre-filtration for reverse osmosis equipment
- Community water systems
- Sea water applications due to their non-corrosive construction
- Ideal replacement for bag filters
- A convenient alternative to multiple cartridge filters
- Water for livestock and poultry

Proprietary Cartridges

The replacement cartridge filter is totally proprietary, so you may enjoy the replacement cartridge business over the life of the equipment.

Conserves Water!

Big Bubba Cartridge Filter Systems are 100% efficient because no backwashing is required. Valuable water is conserved with no waste.



PWWJCP

Big Bubba Filter Cartridge Housing

MODEL NO.	ORDERING CODE	DESCRIPTION	HEIGHT (INCHES)	DIAMETER (INCHES)	PIPE FITTINGS (INCHES)
PWWJCHSG	7100301	Jumbo Cartridge Filter Housing	42.7"	15.4"	2" Slip PVC Female

Pleated Cartridges

Ideal for more critical applications, offering greater efficiency, more surface area for greater throughput and reduced cost.

MODEL NO.	ORDERING CODE	MEDIA TYPE	MICRON RATING	PER CASE
PWWJCP1AB	7100302	PP	1 Absolute	1
PWWJCP1	7100303	PP	1	1
PWWJCP5	7100304	PP	5	1
PWWJCP20	7100305	PE	20	1
PWWJCP50	7100306	PE	50	1
PWWJCM150	7100307	Mesh	150	1

Note: 5, 20, 50 and 150-micron cartridges are cleanable and reusable to reduce costs.

Depth Cartridges

Melt blown polypropylene cartridges are recommended when depth filtration is necessary for the reduction of soft particulate.

MODEL NO.	ORDERING CODE	MEDIA TYPE	MICRON RATING	PER CASE
PWWJCMB1	7100308	PP	1	1
PWWJCMB5	7100309	PP	5	1
PWWJCMB20	7100310	PP	20	1
PWWJCMB50	7100311	PP	50	1

Activated Carbon Cartridge

Ideal for whole house filtration to reduce chlorine, taste, odors and sediment.

MODEL NO.	ORDERING CODE	MAX. FLOW	CAPACITY	CHLORINE REDUCTION
PWWJCAC5	7100312	15 GPM	140,000 Gals.	90%

Note: We build filtration systems, or they may be installed on site. For more information please inquire!

For additional information, access online literature ES-WQ-PWWJC.

⚠ WARNING **Do not use with water that is microbiologically unsafe or of unknown quality without adequate disinfection before or after the system.**

Series PWHS

Commercial Quality Filter Housings

Connection Size: 1" NPT (25mm) – 4" Flange
Flow Rates: Up to 600 gpm (2271 lpm)

Top quality stainless steel filter housings with easy, safe and secure band-clamp lid closures. Watts Pure Water Series PWHS are compatible with a full range of double open end cartridges for liquid filtration applications.



Premium Housings

Features

- 100% stainless steel for durability
- Constructed of 316 stainless steel
- Convenient band clamp lid closure is standard for easy cartridge replacement
- Pipe fittings are readily accessible for easy installation
- Adjustable top plate accepts variable length cartridges for more options
- Two drains provided for clean and dirty fluids
- Legs and mounting tabs are available
- Knife edge seals are provided at both ends of all DOE cartridges for superior performance
- Rated for temperatures to 212°F (100°C). (No plastic holding rods)
- Pressure rating to 150psi (10.3 bar)
- Protective polycoat over stainless steel standard finish

Specifications

Material:	316 stainless steel
Pressure rating:	Housings are rated for pressures to 150psi (10.3 bar)
Temperature:	Housings are rated for temperatures to 212°F (100°C)
Gaskets & seals:	Buna-N is standard.
Finish:	Protective polycoat over stainless is standard finish
Cartridge types:	Housings are designed to accept DOE cartridges.

Commercial Quality Multi-Cartridge Stainless Steel Filter Housings (316SS)

MODEL NO.	ORDERING CODE	ROUND	MAX. FLOW RATE PLEATED		MAX. FLOW RATE DEPTH		PIPE SIZE	DRAIN SIZE (NPT)	NO. OF STANDARD CARTRIDGES	CARTRIDGE OPTIONS (LENGTHS)	
			GPM	*LPM*	*GPM*	*LPM*				*in.*	*mm*
PWHS4X1	7100313	4	25	95	25	95	1" NPT	½"	4	9¾" - 10"	248 - 254
PWHS5X1	7100314	5	30	113	25	95	2" NPT	½"	5	9¾" - 10"	248 - 254
PWHS4X2	7100315	4	60	227	40	151	2" NPT	½"	4	20"	508
PWHS4X3	7100316	4	90	341	60	227	2" NPT	½"	4	29¼" or 30	743 or 761
PWHS4X4	7100317	4	120	454	80	363	2" NPT	½"	4	40"	1016
PWHS5X4	7100318	5	150	568	100	379	2" NPT	½"	5	40"	1016
PWHS12X3	7100319	12	250	946	180	681	3" flange	½"	12	29¼" or 30	743 or 761
PWHS12X4	7100320	12	300	1135	240	908	3" flange	½"	12	40"	1016
PWHS22X3	7100321	22	500	1893	330	1249	4" flange	½"	22	29¼" or 30	743 or 761
PWHS22X4	7100322	22	600	2271	440	1665	4" flange	½"	22	40"	1016

Premium Series Housings with Mounting Legs and Pressure Gauges (316SS)

MODEL NO.	ORDERING CODE	ROUND	MAX. FLOW RATE PLEATED		MAX. FLOW RATE DEPTH		PIPE SIZE	DRAIN SIZE (NPT)	NO. OF STANDARD CARTRIDGES	CARTRIDGE OPTIONS (LENGTHS)	
			GPM	*LPM*	*GPM*	*LPM*				*in.*	*mm*
PWHSPS4X2	7100323	4	60	227	40	151	2" NPT	½"	4	20"	508
PWHSPS5X3	7100324	5	120	454	75	284	2" NPT	½"	5	29¼" or 30	743 or 761
PWHSPS5X4	7100325	5	150	568	100	388	2" NPT	½"	5	40"	1016
PWHSPS7X4	7100326	7	200	946	140	530	2" NPT	½"	7	40"	1016

Note: Flow rates shown above are for guidelines only. Actual flow rates are based on cartridge type, micron rating, solids content and a number of other factors.

For additional information, access online literature ES-WQ-PWHS

⚠ WARNING **Do not use with water that is microbiologically unsafe or of unknown quality without adequate disinfection before or after the system.**

Series PWHSJUMBO

JUMBO-SS Cartridge Housings
Stainless Steel Single Cartridge Models

Connection Size: 2" MNPT (50mm)
Flow Rates: Up to 150gpm (567 lpm)

The ideal filter housings for optimum convenience and savings. Series PWHSJUMBO housing filters are designed to accept Series "JUMBO-SS" cartridges for easy installation and replacement. Filter housings are constructed using 316 stainless steel and are rated for pressures to 150psi. Pipe fittings on single cartridge models are 2" MNPT with pressure gauges installed on inlet and outlet fittings. Convenient, band clamp lid closures are easy to use, safe and secure. Protective poly coat over stainless steel is standard finish.



Model
PWHSJUM40

Features

- Adjustable compression cap provides superior sealing for both ends of the jumbo cartridge
- User friendly jumbo cartridges are easy to install, easy to service and easy to replace
- Housings accept "Jumbo SS" series cartridges
- Heavy-duty 316 stainless steel construction for durability
- Band clamp lid closure are convenient, easy to use and secure
- Pipe fittings are readily accessible for easy installation
- Pressure gauges are installed on pipe fittings
- Heavy-duty mounting legs are standard
- 3 models available for a wide range of flow rates



Model
PWHSJUM90



Model
PWHSJUM170



Commercial Quality Jumbo Cartridge Filter Housings in 316SS

MODEL NO.	ORDERING CODE	MATERIAL	MAX FLOW (GPM)	CARTRIDGE STYLE	NUMBER OF CARTRIDGES	PIPE SIZE	LID CLOSURE
PWHSJUM40	7100327	316SS	50	"40"	1	2" NPT	V-Band
PWHSJUM90	7100328	316SS	100	"90"	1	2" NPT	V-Band
PWHSJUM170	7100329	316SS	150	"170"	1	2" NPT	V-Band

NOTICE Commercial quality jumbo cartridge housings are rated for pressures to 150psi (10 bar) and temperatures to 212˚F (100˚C). Pressure gauges included and installed on inlets and outlet.

For additional information, access online literature ES-WQ-PWHSJUMBO

⚠ WARNING **Do not use with water that is microbiologically unsafe or of unknown quality without adequate disinfection before or after the system.**


PWJPL40

PWJPL40

FILTER HOUSING MODEL NO.	MODEL NO. WITH SYNTHETIC MEDIA	ORDERING CODE	MICRON RATING	NUMBER PER CASE
40	PWJPL40M1AB	7100419	1 Absolute	1
	PWJPL40M.35	7100420	0.35	1
	PWJPL40M1	7100421	1	1
	PWJPL40M5	7100422	5	1
	PWJPL40M20	7100423	20	1
	PWJPL40M50	7100424	50	1
	PWJPL40M100	7100425	100	1


PWJPL90

PWJPL90

FILTER HOUSING MODEL NO.	MODEL NO. WITH SYNTHETIC MEDIA	ORDERING CODE	MICRON RATING	NUMBER PER CASE
90	PWJPL90M1AB	7100426	1 Absolute	1
	PWJPL90M.35	7100427	0.35	1
	PWJPL90M1	7100428	1	1
	PWJPL90M5	7100429	5	1
	PWJPL90M20	7100430	20	1
	PWJPL90M50	7100431	50	1
	PWJPLM90M100	7100432	100	1


PWJPL170

PWJPL170

FILTER HOUSING MODEL NO.	MODEL NO. WITH SYNTHETIC MEDIA	ORDERING CODE	MICRON RATING	NUMBER PER CASE
170	PWJPL170M1AB	7100433	1 Absolute	1
	PWJPL170M.35	7100434	0.35	1
	PWJPL170M1	7100435	1	1
	PWJPL170M5	7100436	5	1
	PWJPL170M20	7100437	20	1
	PWJPL170M50	7100438	50	1
	PWJPLM170M100	7100439	100	1

⚠ WARNING Do not use with water that is microbiologically unsafe or of unknown quality without adequate disinfection before or after the system.

Filter Cartridges

- Melt Blown Filter Cartridges
- Wound Cartridges
- Wound Cartridges with 304 SS Center Tubes for Temperatures to 200°F (93°C)
- Pleated Filter Cartridges
- Carbon Block Filter Cartridges
- Granular Coconut Carbon Cartridge (GAC)
- In-Line Filters



PWILGAC10



PWCB10LED



GAC Filters



Carbon Block Filter Cartridges



Pleated Filter Cartridges



Melt Blown Filter Cartridges

Filter Cartridges Part Number Matrix

PW MB 10FF M5

Pure Water

Cartridge Type

MB = Melt Blown Cartridge
SW = String Wound Cartridge
SWHT = String Wound High Temperature Cartridge
PL = Pleated Cartridge
CB = Carbon Block Cartridge
GAC = Granular Activated Carbon Cartridge
GACPH = Granular Activated Carbon & Phosphate
GACCL = Granular Activated Carbon & Calcite
GACKDF = Granular Activated Carbon & KDF
IL = In-Line Filter
PHOS = Polyphosphate Cartridge
KCSED = Kwik-Change Sediment
KCCB = Kwik-Change Carbon Block
KCGAC = Kwik-Change Granular Activated Carbon
KCUF = Kwik-Change Ultra Filtration Membrane
WJCP = Big Bubba Cartridge – Pleated
WJCMB = Big Bubba Cartridge – Melt Blown
WJCAC = Big Bubba Cartridge – Activated Carbon
JPL = Jumbo Pleated Cartridge

Cartridge Size

5 = 5" Cartridge
6 = 6" Inline
10 = 10" Cartridge or inline
13 = 13" Cartridge
20 = 20" Cartridge
195 = 19.5" Cartridge
30 = 30" Cartridge
40 = 40" Cartridge
FF = Full Flow Cartridge
On the “JPL” Jumbo Pleated Cartridges the filter size represents the “Cartridge Model”
40 = Model 40 Cartridge
90 = Model 90 Cartridge
170 = Model 170 Cartridge

Micron Rating

1AB = 1 Micron Absolute
0.35 = 0.35 Micron
1 = 1 Micron
5 = 5 Micron
10 = 10 Micron
20 = 20 micron
50 = 50 Micron
100 = 100 Micron
S = Standard Carbon Block – Not for Sale or Use in California
P = Premium Carbon Block
VOC = Volatile Organic Chemicals
LCV = Lead, Cyst, VOCs
LED = Lead
FTGS = Includes fittings
TUB = Includes fittings and tubing

Melt Blown Filter Cartridges

Flow Rates: Up to 20 gpm (75 lpm) on 4½" x 20" cartridges

Watts Pure Water series of Melt Blown Cartridges reduce sediment, dirt, rust and particles. Food grade for use with beverages, food, and potable water. A wide range of lengths and micron ratings are available.

Features

- Low cost
- Excellent chemical resistance
- Food grade for food and beverages
- No media migration
- High dirt holding capacity
- Wide range of lengths
- Five different micron ratings

Applications

- Potable water
- Beverages
- Pre-filtration for RO
- Fine chemicals
- Electronics
- Metal finishing
- Plating solutions

NSF/ANSI STD 372 & 42



Melt Blown Filter Cartridges

Standard Diameter (2½")

MODEL NO.	ORDERING CODE	LENGTH	OD	MICRON	NO. / CASE	WEIGHTS	
						lbs.	*kgs.*
9⅞"							
PWMB10M1	7100330	9⅞"	2½"	1	12	3.6	1.6
PWMB10M5	7100331	9⅞"	2½"	5	12	3.6	1.6
PWMB10M10	7100332	9⅞"	2½"	10	12	3.6	1.6
PWMB10M20	7100333	9⅞"	2½"	20	12	3.6	1.6
PWMB10M50	7100335	9⅞"	2½"	50	12	3.6	1.6
20"							
PWMB20M1	7100336	20"	2½"	1	6	3.6	1.6
PWMB20M5	7100337	20"	2½"	5	6	3.6	1.6
PWMB20M20	7100338	20"	2½"	20	6	3.6	1.6
PWMB20M50	7100339	20"	2½"	50	6	3.6	1.6
30"							
PWMB30M1	7100340	30"	2½"	1	24	24	11.0
PWMB30M5	7100341	30"	2½"	5	24	24	11.0
PWMB30M20	7100342	30"	2½"	20	24	24	11.0
PWMB30M50	7100343	30"	2½"	50	24	24	11.0
40"							
PWMB40M1	7100344	40"	2½"	1	24	29	13.0
PWMB40M5	7100345	40"	2½"	5	24	29	13.0
PWMB40M20	7100346	40"	2½"	20	24	29	13.0
PWMB40M50	7100347	40"	2½"	50	24	29	13.0

Full Flow (FF) 4½" x 9¾"

9¾"							
PWMB10FFM1	7100348	9¾"	4½"	1	4	4.4	2.0
PWMB10FFM5	7100349	9¾"	4½"	5	4	4.4	2.0
PWMB10FFM20	7100350	9¾"	4½"	20	4	4.4	2.0
PWMB10FFM50	7100351	9¾"	4½"	50	4	4.4	2.0

Full Flow (FF) 4½" x 20"

20"							
PWMB20FFM1	7100352	20"	4½"	1	4	8	3.6
PWMB20FFM5	7100353	20"	4½"	5	4	8	3.6
PWMB20FFM20	7100354	20"	4½"	20	4	8	3.6
PWMB20FFM50	7100355	20"	4½"	50	4	8	3.6

For additional information, access online literature ES-WQ-PWMB

⚠ WARNING **Do not use with water that is microbiologically unsafe or of unknown quality without adequate disinfection before or after the system.**

Series PWSW

Wound Polypropylene Filter Cartridges

Exceptional value when depth filtration is required.

Watts Pure Water series of String Wound Cartridges reduce sediment, dirt, rust and particles. Food grade for use with beverages, food, and potable water. A wide range of lengths and micron ratings are available.

Specifications

Material – Polypropylene
Maximum Operating Temperature (Plastic Core) – 140°F (60°C)
Maximum Operating Temperature (Metal Core) – 180°F (82°C)
Flow Rate (2.5" x 10" Cartridge)
1 micron - 3 gpm @ 4psi drop
5 micron - 6 gpm @ 3psi drop
20 micron - 9 gpm @ 2psi drop
50 micron - 9 gpm @ 1psi drop
Maximum Differential Pressure – 60 psid @ 73°F

String Wound Cartridges

MODEL NO.	ORDERING CODE	LENGTH	OD	MICRON	NO. / CASE	WEIGHTS	
						lbs.	*kgs.*
PWSW10M1	7100356	9⅞"	2½"	1	12	12.0	5.4
PWSW10M5	7100357	9⅞"	2½"	5	12	12.0	5.4
PWSW10M20	7100358	9⅞"	2½"	20	12	12.0	5.4
PWSW10M50	7100359	9⅞"	2½"	50	12	12.0	5.4
PWSW20M1	7100360	20"	2½"	1	6	13.5	6.1
PWSW20M5	7100361	20"	2½"	5	6	13.5	6.1
PWSW20M20	7100362	20"	2½"	20	6	13.5	6.1
PWSW20M50	7100363	20"	2½"	50	6	13.5	6.1
PWSW30M1	7100364	30"	2½"	1	15	19.5	8.9
PWSW30M5	7100365	30"	2½"	5	15	19.5	8.9
PWSW30M20	7100366	30"	2½"	20	15	19.5	8.9
PWSW40M1	7100367	40"	2½"	1	10	13.0	5.9
PWSW40M5	7100368	40"	2½"	5	10	13.0	5.9
PWSW40M20	7100369	40"	2½"	20	10	13.0	5.9
Full Flow (FF) 4½" OD Cartridges							
PWSW10FFM1	7100370	9¾"	4½"	1	4	9.6	4.4
PWSW10FFM5	7100371	9¾"	4½"	5	4	9.6	4.4
PWSW10FFM20	7100372	9¾"	4½"	20	4	9.6	4.4
PWSW10FFM50	7100373	9¾"	4½"	50	4	9.6	4.4
PWSW20FFM1	7100374	20"	4½"	1	4	9.6	4.4
PWSW20FFM5	7100375	20"	4½"	5	4	9.6	4.4
PWSW20FFM20	7100376	20"	4½"	20	4	9.6	4.4
PWSW20FFM50	7100377	20"	4½"	50	4	9.6	4.4
Cartridges with 304 Stainless Steel Center Tubes for Temperatures to 180°F (82°C)							
PWSWHT10M5	7100378	9⅞"	2½"	5	12	12.0	5.5
PWSWHT10M20	7100379	9⅞"	2½"	20	12	12.0	5.5
PWSWHT10M50	7100380	9⅞"	2½"	50	12	12.0	5.5
PWSWHT20M5	7100381	20"	2½"	5	6	12.0	5.5
PWSWHT20M20	7100382	20"	2½"	20	6	12.0	5.5
PWSWHT30M5	7100383	30"	2½"	5	15	21.0	9.6
PWSWHT30M20	7100384	30"	2½"	20	15	21.0	9.6
PWSWHT40M5	7100385	40"	2½"	5	10	20.0	9.1
PWSWHT40M20	7100386	40"	2½"	20	10	20.0	9.1



PWSW10



PWSW10FF



PWSWHT10

Features

- Low cost
- Polypropylene media for chemical resistance
- Food grade ingredients for potable water
- No leachables to contaminate downstream
- Wide range of lengths and micron ratings
- Cartridges with stainless steel center tubes for higher temperature applications

For additional information, access online literature ES-WQ-PWSW

⚠ WARNING **Do not use with water that is microbiologically unsafe or of unknown quality without adequate disinfection before or after the system.**

Series PWPL

Pleated Filter Cartridges

Greater surface area for longer life and reduced filtration costs.

Watts Pure Water Pleated filter cartridges reduce sediment, dirt, rust, and particles. Outperform wound, spun, melt blown, resin bonded, and other “depth” type filter elements because of our high surface area.

Lower pressure drop is another significant advantage. Using pleated cartridges allows for increased flow rates and the use of smaller filter housings to reduce capital equipment costs.

Further savings are provided because our 100% synthetic filter media is cleanable, 5 micron and up, to lower cartridge replacement costs. Pleated filter cartridges outperform other pleated elements because our high-performance filter media is systematically produced using 100% synthetic fibers, with no binders or additives to leave a residue, foam or contaminate.

Our filter media is dramatically thicker than other products. For this reason, Pleated cartridges provide “depth” filtration for greater sediment removal, along with more surface area.



Pleated Filter Cartridges

Features

- Filter media is pleated for greater surface area
- Synthetic filter media is cellulose-free
- “Thicker” filter media has a greater capacity to capture and retain particles, compared to thin, more rigid media types, which have less void space for particle retention
- One micron absolute and 0.35 media use a multi-ply laminate for superior performance
- Long lengths have netting to hold pleats in place
- All cartridge types and lengths are wrapped
- Full product line (Large selection of types, lengths & micron ratings)
- Low pressure drop, long life, and reduced filtration costs, compared to wound and spun cartridges
- No additives or binders, which may cause foaming.
- Increased dirt holding capacity, longer life, fewer cartridge replacements needed, and reduced filtration costs, compared to other pleated cartridge suppliers
- Increased particle removal efficiency
- Superior performance and appearance

⚠ WARNING **Do not use with water that is microbiologically unsafe or of unknown quality without adequate disinfection before or after the system.**

Lower pressure drop for higher flow rates

These cartridges are pleated, so initial pressure drop is significantly less compared to depth cartridges, such as wound, spun, melt blown and resin bonded. As a result, higher flow rates are possible, reducing filter housing size requirements to lower capital equipment costs.

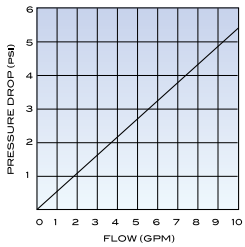

Depth Cartridge
(5 micron)

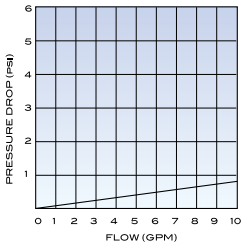

Pleated® Cartridge
(5 micron)

Use the pressure drop charts shown below to help determine the ideal flow rate for your particular application:

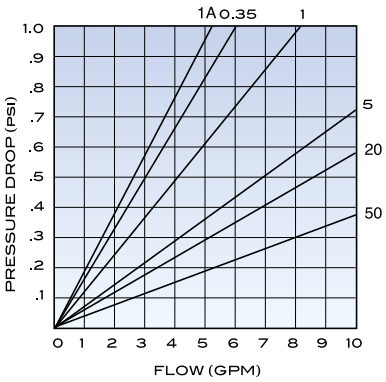

Standard Cartridges (9¾")

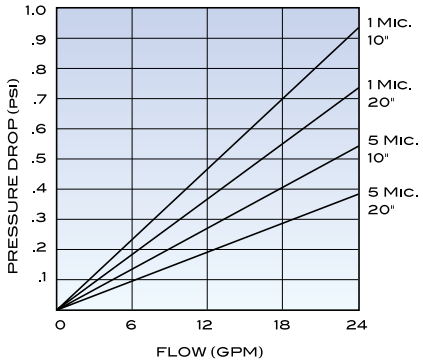

Full Flow (FF) Cartridges

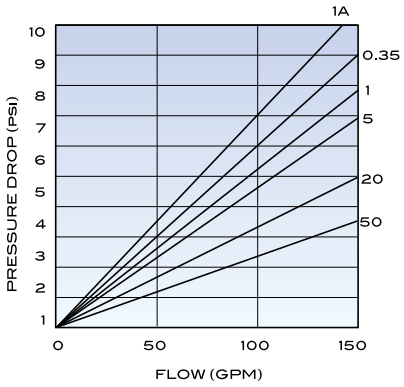

Jumbo Cartridges

Note: Pressure drop data shown above include filter housing and cartridge.

Flow rates

Maximum flow rate guidelines for our cartridges are shown below:

MAXIMUM FLOW RATES PER CARTRIDGE (GPM)								
Micron Rating	Standard Cartridge			10" Full Flow	20" Full Flow	Jumbo Cartridge		
	9¾"	20"	29¼"			40	90	170
1 Absolute	3	6	9	8	12	20	40	80
0.35 micron	4	8	12	9	13	25	50	100
1 micron	4	8	12	10	15	30	60	120
5 micron	7	14	21	15	25	50	100	150
20 micron	8	16	24	15	25	50	100	150
50 micron	10	20	30	15	25	50	100	150

NOTICE Filter housing selection should also be considered when flow rate per cartridge is determined.

⚠ WARNING **Do not use with water that is microbiologically unsafe or of unknown quality without adequate disinfection before or after the system.**


PWPL19.5


PWPL40


PWPL10FF

Standard 2¾" x 9¾" Length

MODEL NO.	ORDERING CODE	MEDIA TYPE	MICRON RATING	NUMBER PER CASE
PWPL10M1AB	7100387	Synthetic	1 Absolute	12
PWPL10M.35	7100388	Synthetic	0.35	12
PWPL10M1	7100389	Synthetic	1	12
PWPL10M5	7100390	Synthetic	5	12
PWPL10M20	7100391	Synthetic	20	12
PWPL10M50	7100392	Synthetic	50	12

Standard 2¾" x 19½" Length

MODEL NO.	ORDERING CODE	MEDIA TYPE	MICRON RATING	NUMBER PER CASE
PWPL195M1	7100394	Synthetic	1	24
PWPL195M5	7100395	Synthetic	5	24
PWPL1950M20	7100396	Synthetic	20	24

Standard 2¾" x 20" Length

MODEL NO.	ORDERING CODE	MEDIA TYPE	MICRON RATING	NUMBER PER CASE
PWPL20M1AB	7100397	Synthetic	1 Absolute	6
PWPL20M.35	7100398	Synthetic	0.35	6
PWPL20M1	7100399	Synthetic	1	6
PWPL20M5	7100400	Synthetic	5	6
PWPL20M20	7100401	Synthetic	20	6
PWPL20M50	7100402	Synthetic	50	6

Standard 2¾" x 40" Length

MODEL NO.	ORDERING CODE	MEDIA TYPE	MICRON RATING	NUMBER PER CASE
PWPL40M1	7100403	Synthetic	1	24
PWPL40M5	7100404	Synthetic	5	24
PWPL40M20	7100405	Synthetic	20	24
PWPL40M50	7100406	Synthetic	50	24

Full Flow (FF) 4½" x 10" Length

MODEL NO.	ORDERING CODE	MEDIA TYPE	MICRON RATING	NUMBER PER CASE
PWPL10FFM1AB	7100407	Synthetic	1 Absolute	4
PWPL10FFM.35	7100408	Synthetic	0.35	4
PWPL10FFM1	7100409	Synthetic	1	4
PWPL10FFM5	7100410	Synthetic	5	4
PWPL10FFM20	7100411	Synthetic	20	4
PWPL10FFM50	7100412	Synthetic	50	4

Note: Cartridges listed above fit in Full-Flow and Big-Blue® filter housings.

Full Flow (FF) 4½" x 20" Length

MODEL NO.	ORDERING CODE	MEDIA TYPE	MICRON RATING	NUMBER PER CASE
PWPL20FFM1AB	7100413	Synthetic	1 Absolute	4
PWPL20FFM.35	7100414	Synthetic	0.35	4
PWPL20FFM1	7100415	Synthetic	1	4
PWPL20FFM5	7100416	Synthetic	5	4
PWPL20FFM20	7100417	Synthetic	20	4
PWPL20FFM50	7100418	Synthetic	50	4

Note: Cartridges listed above fit in Full-Flow and Big-Blue® filter housings.

For additional information, access online literature ES-WQ-PWPL.

⚠ WARNING **Do not use with water that is microbiologically unsafe or of unknown quality without adequate disinfection before or after the system.**

Premium Carbon Block

Filter Cartridges

Flow Rates: Up to 4 gpm (15 lpm)

Thick wall carbon construction for superior performance

Top-of-the-line coconut shell Carbon Block filter cartridge for chlorine taste, odor and sediment reduction.

Features

- Superior chlorine reduction
- Low-pressure drop
- Will not channel
- Cost savings
- 100% coconut shell carbon
- FDA grade components and materials
- Solid Block Activated Carbon for long life

Temperature

Operating temperature: 40°F to 165°F (4.4°C to 73.8°C)

* Not performance tested or certified by NSF.



PWCB



PWCFFB

NSF/ANSI STD 372 & 42

Dimensions

MODEL NO.	ORDERING CODE	TYPE	OD		LENGTH		MICRON RATING	CHLORINE REDUCTION*	NO. / CASE
			in.	mm	in.	mm			
PWCB10P	7100446	Thick Wall	2⅞"	73	9¾"	248	5 nominal	>6,000 Gal @ 1 gpm	12
PWCB20P	7100447	Thick Wall	2⅞"	73	20"	508	5 nominal	>12,000 Gal @ 2 gpm	6
PWCB10FFP	7100448	Thick Wall	4⅝"	117	9¾"	248	5 nominal	>20,000 Gal @ 2 gpm	4
PWCB20FFP	7100449	Thick Wall	4⅝"	117	20"	508	5 nominal	>40,000 Gal @ 4 gpm	4

*Estimated capacity using 2ppm free chlorine with greater than 90% reduction.

For additional information, access online literature ES-WQ-PWCB.

VOC, LCV Carbon Block and Lead Out Filters

Volatile Organic Compounds (VOC)

This VOC filter is capable of reducing harmful VOCs such as MTBE's, lindane, atrazine, benzene, 2, 4-D, and others from your drinking water (See performance data sheet for a complete list of VOCs).

It is estimated that VOC's are present in one-fifth of the nation's water supplies. These water contaminants can enter ground water from a variety of sources including localized use of herbicides and pesticides, gasoline or oil spills, leaking underground fuel tanks, septic system cleaners, and chemicals used in the dry-cleaning industry.



PWCB10VOC

LCV (Lead, Cysts, VOCs)

This specially formulated carbon block is NSF certified for the reduction of lead, cryptosporidium, giardia, and entamoeba, as well as harmful volatile organic chemicals



PWCB10LCV

Lead Out

Independently Tested and verified for the reduction of lead, reduces chloramines, chlorine taste and odor, reduces sand, silt, sediment and rust. Filter uses unique Lead Out Filtration Media. Filters down to 1 micron. Perfect application for campers and RV units, also can be easily installed in your standard 10 inch filter bowl.



PWCB10LED

2½" X 10" Carbon Block Cartridges - VOCs, LCV & Lead Out

MODEL NO.	ORDERING CODE	DESCRIPTION	QUANTITY PER CARTON
PWCB10VOC	7100450	10 inch 1-Micron Carbon Block VOC (Volatile Organic Chemicals) Filter	12
PWCB10LCV	7100451	10 inch 1-Micron Carbon Block LCV (Lead, Cysts, VOCs) Filter	12
PWCB10LED	7100452	10 inch 1-Micron Carbon Block Lead (Lead Out) Filter	12

For residential Point of Use only.

⚠ WARNING **Do not use with water that is microbiologically unsafe or of unknown quality without adequate disinfection before or after the system.**

GAC Filter Replacement Cartridges

Granular Activated Carbon (GAC) Cartridges

Sizes: 2¾" x 10", 2¾" x 20", 4½" x 10", and 4½" x 20"

GAC filters are an effective way of removing volatile compounds from drinking water for better tasting water. They are used to remove chlorine, odor and taste from water. Polishing RO water with a Watts GAC cartridge improves its taste.



GAC Filters

Specifications

Media	Water washed coconut shell activated carbon
Minimum / Maximum Working Pressure	20psi / 125psi
Minimum / Maximum Temperature	40°F / 100°F (4°C / 38°C)
Maximum Flow Rate	1 GPM (9¾"), 3 GPM (4.5" x 9¾"), 5 GPM (4.5" x 20")

Water Washed Coconut Shell Granular Activated Carbon Cartridges (GAC)

MODEL NO.	ORDERING CODE	TYPE	O.D.	LENGTH	CAPACITY (GALS.)	NO. / CASE
PWGAC10	7100442	GAC	2¾"	9¾"	2,500	12
PWGAC20	7100443	GAC	2¾"	20"	5,000	6
PWGAC10FF	7100444	GAC	4½"	9¾"	7,500	4
PWGAC20FF	7100445	GAC	4½"	20"	15,000	4

For additional information, access online literature ES-WQ-PWGAC.

⚠ WARNING **Do not use with water that is microbiologically unsafe or of unknown quality without adequate disinfection before or after the system.**

Series PWFIL

In-Line Filters

Connection Size: ¼" FNPT

Perfect for residential ice makers as well as refrigerators, drinking fountains, coffee and tea brewers, motor homes, and campers.



PWILGAC10

Features

- Final polishing filter
- Reduces bad taste and odor
- GAC model with phosphate to help reduce scale
- GAC models with calcite to balance pH
- GAC models with KDF for inhibiting bacterial growth
- Coconut shell activated carbon. Rated for flow rates to 0.75. GPM and 1,500 gallons capacity

In-Line Filters RO Filters

Coconut Shell GAC – Ideal for RO Post Filter

MODEL NO.	ORDERING CODE	O.D.	LENGTH	MEDIA	TYPE	FITTING SIZE	FITTING TYPE	NO./CASE
PWILGAC10	7100454	2"	10"	GAC	Coconut shell	¼"	FNPT	6
PWILGAC6	7100453	2"	6"	GAC	Acid wash coconut shell	¼"	FNPT	6

GAC with phosphate for scale reduction

PWILGACPH10	7100455	2"	10"	GAC	Phosphate	¼"	FNPT	6

In-line Filters with GAC and Calcite to balance pH

PWILGACCL10	7100456	2"	10"	GAC	With Calcite	¼"	FNPT	6

In-line Filters with GAC and KDF* for inhibiting bacterial growth – Ideal for residential icemaker/refrigerator

PWGACKDFFTGS	7100457	2.5"	10"	GAC	KDF	¼"	FNPT	5
PWGACKDFTUB	7100458	2.5"	10"	GAC	KDF	¼"	FNPT	6

These filters reduce scale build-up in appliances* and inhibit bacterial growth. Lasts up to 5 years or up to 20,000 Gallons.

*KDF Fluid Treatments Inc.

For additional information, access online literature ES-WQ-PWIL

⚠ WARNING **Do not use with water that is microbiologically unsafe or of unknown quality without adequate disinfection before or after the system.**

NOTES

USA

For Technical and Ordering Assistance, please call us at 1.800.224.1299.

To locate your nearest Watts representative, please click on our *find a sales rep* locator on Watts.com/PureWater.

CANADA

For Technical and Ordering Assistance, please call us at 1.905.332.4090

To locate your nearest Watts representative, please click on our *find a sales rep* locator on Watts.ca/PureWater.

Represented by:

A Watts Water Technologies Company

USA: Tel: (800) 224-1299 • Watts.com/PureWater
Canada: Tel: (905) 332-4090 • Fax: (905) 332-7068 • Watts.ca/PureWater
Latin America: Tel: (52) 81-1001-8600 • Fax: (52) 81-8000-7091 • Watts.com/PureWater

 © 2015 Watts